

## Median price ratio of amitriptyline 25mg tab/cap

Countries by WHO Region	Median price ratio (MPR)*					
	Private		Public		Procurement	
	Originator	Generic	Originator	Generic	Originator	Generic
Cameroon (2002)						
Chad (2004)		15.31				
Ghana (2002)		3.47				
Kenya (2001)	11.67	1.67				1.42
S. Africa/KwaZulu-Natal (2001)	52.88	22.16				1.43
Uganda (2004)		3.44	#	#		0.82
Brazil/Rio de Janeiro State (2001)	23.61	19.60				1.62
Peru (2002)	37.43					
Jordan (2004)		8.65			3.42	
Kuwait (2004)	13.47		#	#		3.12
Lebanon (2004)	8.52		#	#		4.48
Morocco (2004)	9.62		#	#	6.77	
Armenia (2001)		2.35				
Kazakhstan (2004)		4.42				3.42
Tajikistan (2005)						
India/Chennai (2004)	5.20	4.99	#	#		0.35
India/Haryana (2004)	5.24	3.89	#	#		
India/Karnataka (2004)	5.81	4.88	#	#		0.45
India/Maharashtra (12 districts) (2004)	5.20	3.89	#	#		0.53
India/Maharashtra (4 regions) (2005)	5.81	4.35	#	#		
India/Rajasthan (2003)	4.93	3.93	#	#		1.39
India/West Bengal (2004)	5.40	3.89	#	#		0.59
Indonesia (2004)		2.23		2.15		1.55
Sri Lanka (2001)	4.69	0.64				
China/Shandong Province (2004)						
Fiji (2004)	8.50	3.86				0.53
Malaysia (2004)		6.89	#	#		1.24
Mongolia (2004)		7.63		5.52		5.24
Philippines (2002)						

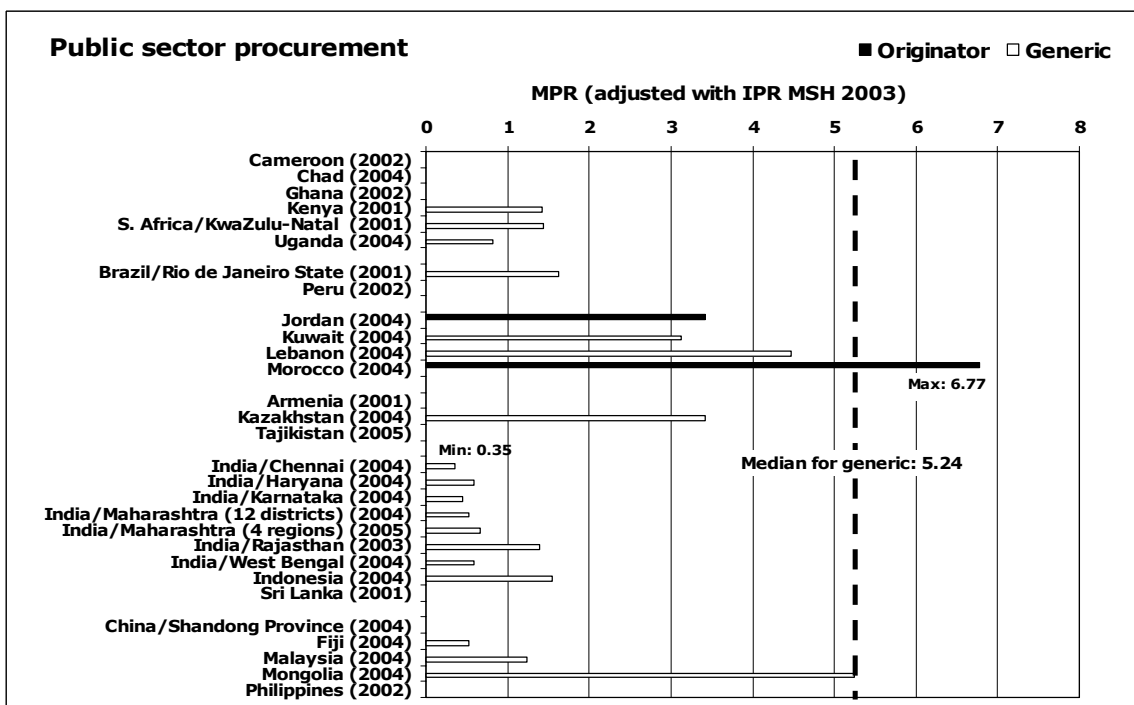
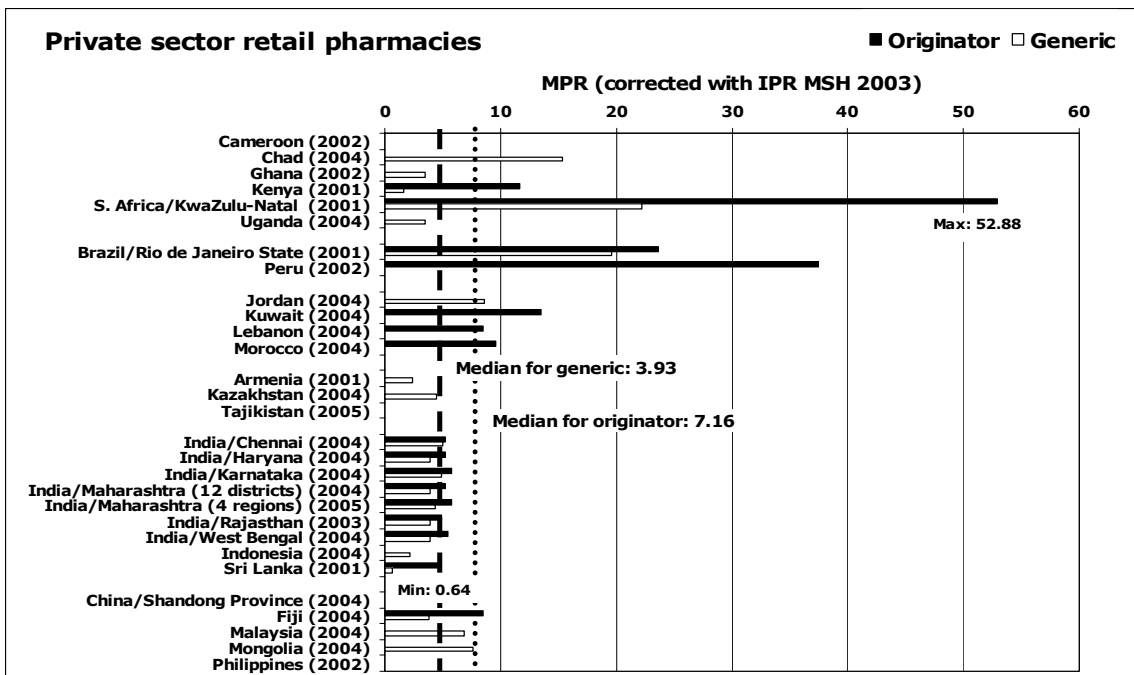
<b>Min</b>	<b>4.69</b>	<b>0.64</b>				<b>0.35</b>
<b>Max</b>	<b>52.88</b>	<b>22.16</b>				<b>5.24</b>
<b>Median</b>	<b>7.16</b>	<b>3.93</b>				<b>1.41</b>

\* MPRs express the price of the product compared to the MSH Drug Price Indicator median values. MPR is adjusted with International Reference Price MSH 2003.

*Italics* For MSGs (Most Sold Generics) if no LPG (Lowest Price Generic) available.

# Medicines are provided free in public facilities.

## Median price ratio of amitriptyline 25mg tab/cap

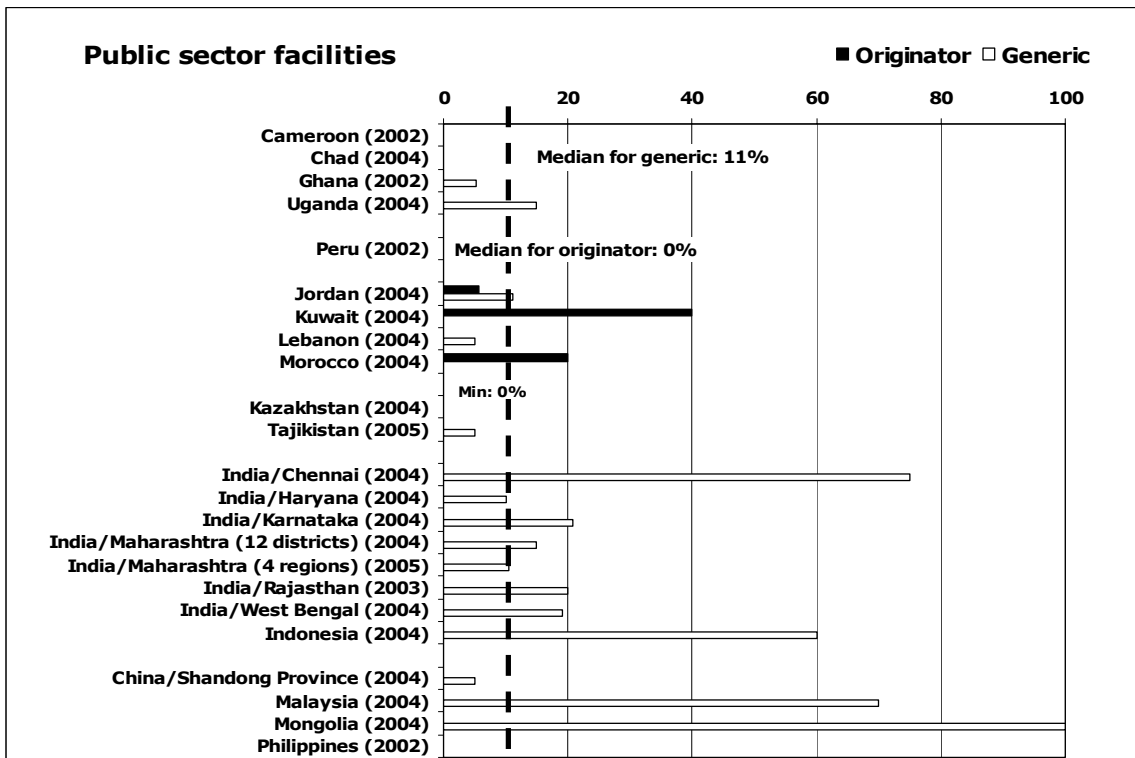
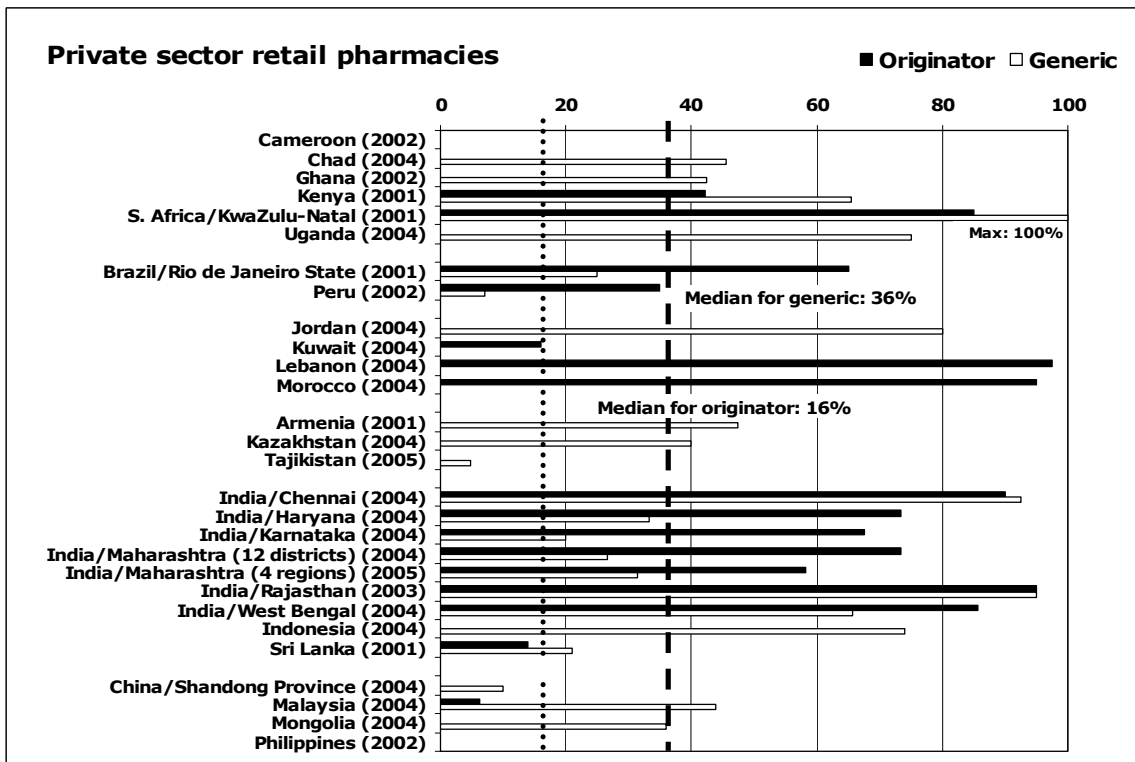


## Availability of amitriptyline 25mg tab/cap

Countries by WHO Region	Availability (in %)*			
	Private		Public	
	Originator	Generic	Originator	Generic
Cameroon (2002)	0%	0%	0%	0%
Chad (2004)	0%	46%	0%	0%
Ghana (2002)	0%	42%	0%	5%
Kenya (2001)	42%	65%		
S. Africa/KwaZulu-Natal (2001)	85%	100%		
Uganda (2004)	0%	75%	0%	15%
Brazil/Rio de Janeiro State (2001)	65%	25%		
Peru (2002)	35%	7%	0%	0%
Jordan (2004)	0%	80%	6%	11%
Kuwait (2004)	16%	0%	40%	0%
Lebanon (2004)	98%	0%	0%	5%
Morocco (2004)	95%	0%	20%	0%
Armenia (2001)	0%	48%		
Kazakhstan (2004)	0%	40%		
Tajikistan (2005)	0%	5%	0%	5%
India/Chennai (2004)	90%	93%	0%	75%
India/Haryana (2004)	73%	33%	0%	10%
India/Karnataka (2004)	68%	20%	0%	21%
India/Maharashtra (12 districts) (2004)	73%	27%	0%	15%
India/Maharashtra (4 regions) (2005)	58%	31%	0%	11%
India/Rajasthan (2003)	95%	95%	0%	20%
India/West Bengal (2004)	86%	66%	0%	19%
Indonesia (2004)	0%	74%	0%	60%
Sri Lanka (2001)	14%	21%		
China/Shandong Province (2004)	0%	10%	0%	5%
Fiji (2004)	39%	86%		
Malaysia (2004)	6%	44%	0%	70%
Mongolia (2004)	0%	36%	0%	100%
Philippines (2002)	0%	0%	0%	0%
<b>Min</b>	<b>0%</b>	<b>0%</b>	<b>0%</b>	<b>0%</b>
<b>Max</b>	<b>98%</b>	<b>100%</b>	<b>40%</b>	<b>100%</b>
<b>Median</b>	<b>16%</b>	<b>36%</b>	<b>0%</b>	<b>11%</b>

\* In percentage of surveyed facilities with medicine available versus total number of facilities surveyed.  
*Italics* For MSGs (Most Sold Generics) if no LPG (Lowest Price Generic) available.  
 0% Indicates that the drug was not available at any survey points.

## Availability of amitriptyline 25mg tab/cap



**Affordability of amitriptyline**  
**30 days supply, 25mg tab three times per day**

Countries by WHO Region	Affordability data*			
	Private		Public	
	Originator	Generic	Originator	Generic
Cameroon (2002)				
Chad (2004)		6.7		
Ghana (2002)		2.3		
Kenya (2001)	5.7	0.8		
S. Africa/KwaZulu-Natal (2001)	4.6	1.9		
Uganda (2004)		1.8	#	#
Brazil/Rio de Janeiro State (2001)	7.2	6.0		
Peru (2002)	6.4			
Jordan (2004)		1.4		
Kuwait (2004)	2.0		#	#
Lebanon (2004)	0.9		#	#
Morocco (2004)	0.9		#	#
Armenia (2001)		1.6		
Kazakhstan (2004)		1.3		
Tajikistan (2005)				
India/Chennai (2004)	1.2	1.1	#	#
India/Haryana (2004)	1.1	0.8	#	#
India/Karnataka (2004)	1.3	1.1	#	#
India/Maharashtra (12 districts) (2004)	1.2	0.9	#	#
India/Maharashtra (4 regions) (2005)	1.5	1.1	#	#
India/Rajasthan (2003)	1.2	1.0	#	#
India/West Bengal (2004)	1.3	0.9	#	#
Indonesia (2004)		0.7		0.6
Sri Lanka (2001)	1.9	0.3		
China/Shandong Province (2004)				
Fiji (2004)	0.5	0.2		
Malaysia (2004)		1.1	#	#
Mongolia (2004)		2.7		2.0
Philippines (2002)				

<b>Min</b>	<b>0.50</b>	<b>0.20</b>		
<b>Max</b>	<b>7.20</b>	<b>6.70</b>		
<b>Median</b>	<b>1.30</b>	<b>1.10</b>		

\* In days' wages of lowest paid unskilled government worker to pay for one month's worth of medicine.  
*Italics* For MSGs (Most Sold Generics) if no LPG (Lowest Price Generic) available.  
# Medicines are provided free in public facilities.

Affordability of amitriptyline  
30 days supply, 25mg tab three times per day

