

## Median price ratio of beclometasone inhaler 50mcg/dose

Countries by WHO Region	Median price ratio* (MPR)					
	Private		Public		Procurement	
	Originator	Generic	Originator	Generic	Originator	Generic
Cameroon (2002)	2.51					
Chad (2004)						
Ghana (2002)						
Kenya (2001)	3.92					
S. Africa/KwaZulu-Natal (2001)	5.59	2.62				0.47
Brazil/Rio de Janeiro State (2001)	2.82					1.78
Peru (2002)	4.20					
Jordan (2004)	2.94	1.95		0.63	1.37	
Kuwait (2004)	3.58		#	#		0.50
Lebanon (2004)	3.20	1.38	#	#		0.57
Morocco (2004)		2.11	#	#	2.34	0.73
Armenia (2001)		1.61				
Kazakhstan (2004)		1.26				0.23
Tajikistan (2005)						
India/Chennai (2004)	1.08	0.91	#	#		
India/Haryana (2004)			#	#		
India/Karnataka (2004)		1.01	#	#		
India/Maharashtra (12 districts) (2004)		1.49	#	#		
India/Maharashtra (4 regions) (2005)		1.24	#	#		
India/Rajasthan (2003)		0.87	#	#		0.74
Indonesia (2004)						
Sri Lanka (2001)	1.65	1.36				
China/Shandong Province (2004)	1.55		1.52		1.25	1.71
Fiji (2004)	3.47	1.74				1.16
Malaysia (2004)	4.31	2.25	#	#		
Mongolia (2004)						
Philippines (2002)	3.43					

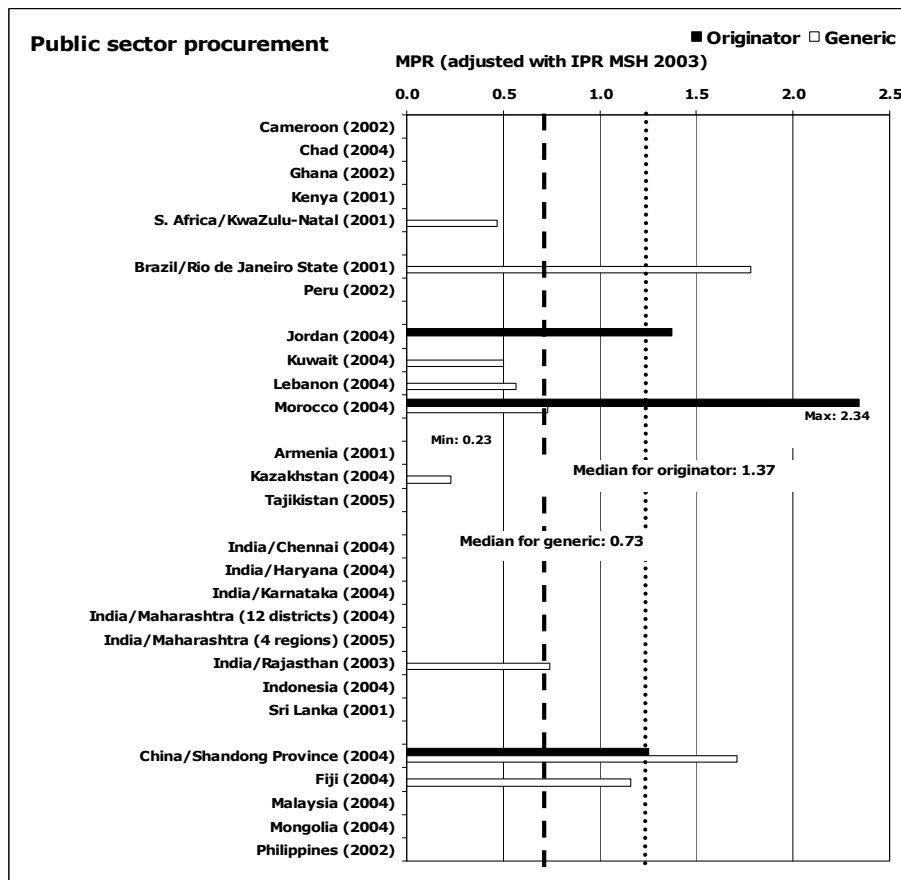
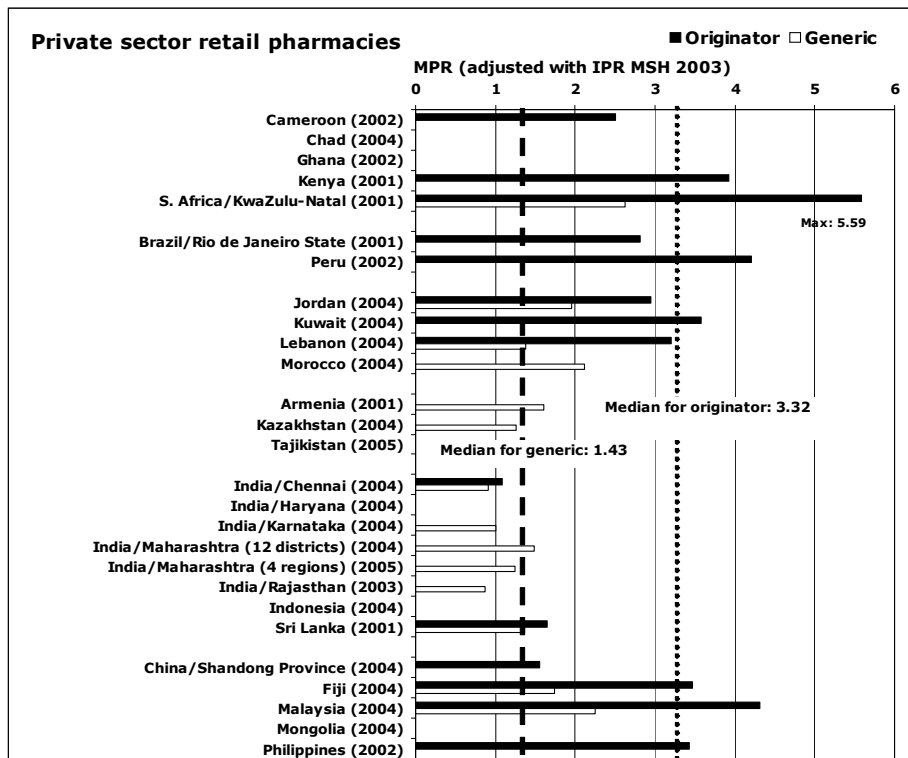
<b>Min</b>	<b>1.08</b>	<b>0.87</b>			<b>1.25</b>	<b>0.23</b>
<b>Max</b>	<b>5.59</b>	<b>2.62</b>			<b>2.34</b>	<b>1.78</b>
<b>Median</b>	<b>3.32</b>	<b>1.43</b>			<b>1.37</b>	<b>0.73</b>

\* MPRs express the price of the product compared to the MSH Drug Price Indicator median values. MPR is adjusted with International Reference Price MSH 2003.

*Italics* For MSGs (Most Sold Generics) if no LPG (Lowest Price Generic) available.

# Medicines are provided free in public facilities.

## Median price ratio of beclometasone inhaler 50mcg/dose



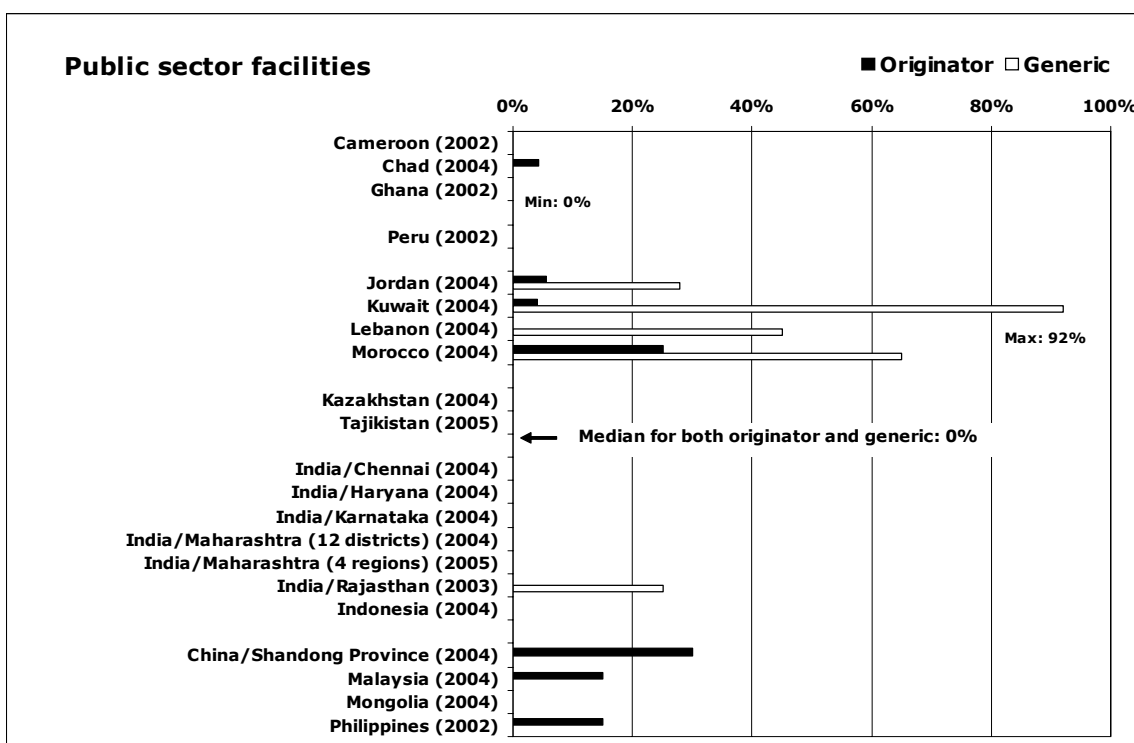
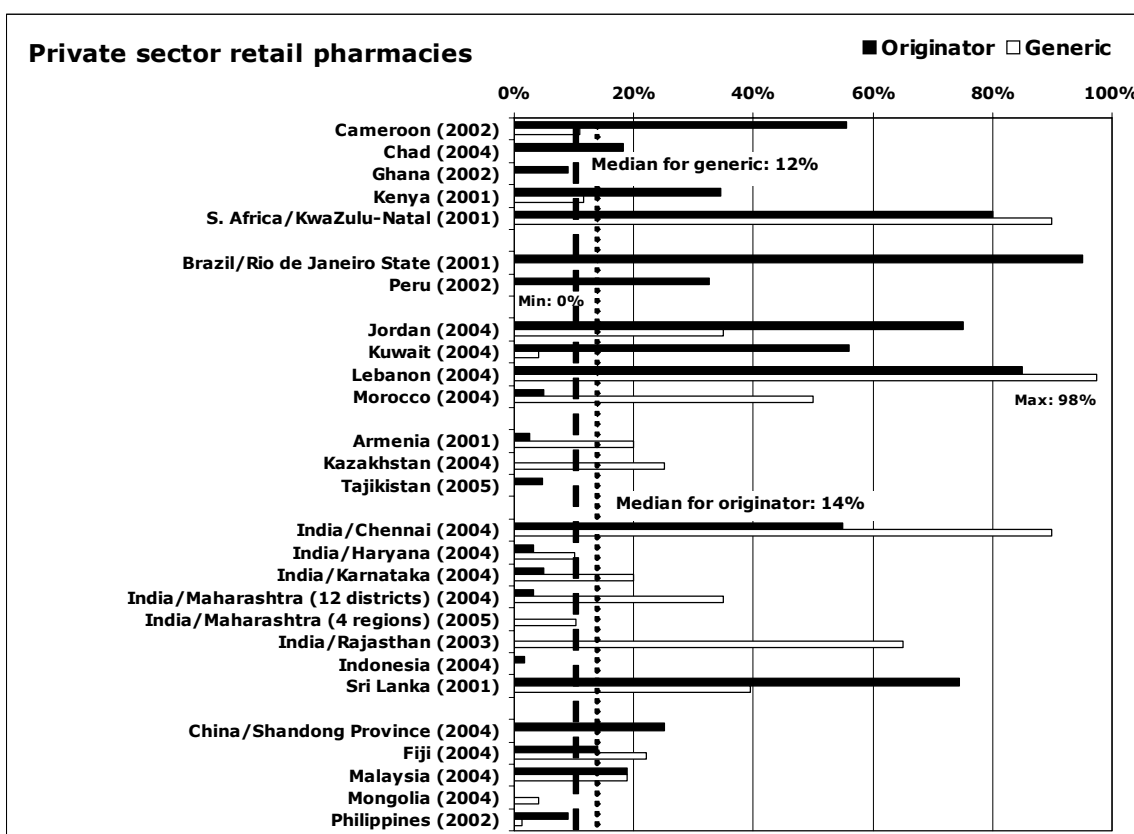
**Availability of beclometasone inhaler  
50mcg/dose**

Countries by WHO Region	Availability (in %)*			
	Private		Public	
	Originator	Generic	Originator	Generic
Cameroon (2002)	56%	11%	0%	0%
Chad (2004)	18%	0%	4%	0%
Ghana (2002)	9%	0%	0%	0%
Kenya (2001)	35%	12%		
S. Africa/KwaZulu-Natal (2001)	80%	90%		
Brazil/Rio de Janeiro State (2001)	95%	0%		
Peru (2002)	33%	0%	0%	0%
Jordan (2004)	75%	35%	6%	28%
Kuwait (2004)	56%	4%	4%	92%
Lebanon (2004)	85%	98%	0%	45%
Morocco (2004)	5%	50%	25%	65%
Armenia (2001)	3%	20%		
Kazakhstan (2004)	0%	25%		
Tajikistan (2005)	5%	0%	0%	0%
India/Chennai (2004)	55%	90%	0%	0%
India/Haryana (2004)	3%	10%	0%	0%
India/Karnataka (2004)	5%	20%	0%	0%
India/Maharashtra (12 districts) (2004)	3%	35%	0%	0%
India/Maharashtra (4 regions) (2005)	0%	10%	0%	0%
India/Rajasthan (2003)	0%	65%	0%	25%
Indonesia (2004)	2%	0%	0%	0%
Sri Lanka (2001)	74%	40%		
China/Shandong Province (2004)	25%	0%	30%	0%
Fiji (2004)	14%	22%		
Malaysia (2004)	19%	19%	15%	0%
Mongolia (2004)	0%	4%	0%	0%
Philippines (2002)	9%	1%	15%	0%

<b>Min</b>	<b>0%</b>	<b>0%</b>	<b>0%</b>	<b>0%</b>
<b>Max</b>	<b>95%</b>	<b>98%</b>	<b>30%</b>	<b>92%</b>
<b>Median</b>	<b>14%</b>	<b>12%</b>	<b>0%</b>	<b>0%</b>

\* In percentage of surveyed facilities with medicine available versus total number of facilities surveyed.  
*Italics* For MSGs (Most Sold Generics) if no LPG (Lowest Price Generic) available.  
 0% Indicates that the drug was not available at any survey points.

## Availability of beclometasone inhaler 50mcg/dose



**Affordability of beclometasone inhaler  
50mcg/dose**

Countries by WHO Region	Affordability in days' wages*			
	Private		Public	
	Originator	Generic	Originator	Generic
Cameroon (2002)	8.9			
Chad (2004)				
Ghana (2002)				
Kenya (2001)	9.6			
S. Africa/KwaZulu-Natal (2001)	2.4	<i>1.1</i>		
Brazil/Rio de Janeiro State (2001)	4.3			
Peru (2002)	3.6			
Jordan (2004)	2.4	1.6		0.5
Kuwait (2004)	2.7		#	#
Lebanon (2004)	1.6	0.7	#	#
Morocco (2004)		1.0	#	#
Armenia (2001)		5.3		
Kazakhstan (2004)		1.9		
Tajikistan (2005)				
India/Chennai (2004)	1.2	1.0	#	#
India/Haryana (2004)			#	#
India/Karnataka (2004)		1.1	#	#
India/Maharashtra (12 districts) (2004)		1.7	#	#
India/Maharashtra (4 regions) (2005)		1.6	#	#
India/Rajasthan (2003)		1.1	#	#
Indonesia (2004)				
Sri Lanka (2001)	3.4	2.8		
China/Shandong Province (2004)	3.2		3.2	
Fiji (2004)	1.0	0.5		
Malaysia (2004)	3.5	1.8	#	#
Mongolia (2004)				
Philippines (2002)	4.2			
<b>Min</b>	<b>1.0</b>	<b>0.5</b>		
<b>Max</b>	<b>9.6</b>	<b>5.3</b>		
<b>Median</b>	<b>3.3</b>	<b>1.4</b>		

\* In days' wages of lowest paid unskilled government worker to pay for one month's worth of medicine.  
*Italics* For MSGs (Most Sold Generics) if no LPG (Lowest Price Generic) available.  
# Medicines are provided free in public facilities.

## Affordability of beclometasone inhaler 50mcg/dose

