

Median price ratio of captopril 25mg tab/cap

Countries by WHO Region	Median price ratio (MPR)*					
	Private		Public		Procurement	
	Originator	Generic	Originator	Generic	Originator	Generic
Cameroon (2002)						
Chad (2004)	20.58					
Ghana (2002)		6.48				
Kenya (2001)	13.63	5.29			12.00	4.17
Mali (2004)	20.49	5.91				1.14
S. Africa/KwaZulu-Natal (2001)	16.08	6.47				0.32
Uganda (2004)		2.97	#	#		0.99
Brazil/Rio (2001)		5.91				0.42
Peru (2002)	18.88	5.55		2.22		
Jordan (2004)	12.38	8.24		0.29		0.22
Kuwait (2004)	15.25	16.00	#	#		0.26
Lebanon (2004)	12.73	4.86	#	#		1.14
Morocco (2004)	16.51	13.12	#	#	37.65	12.80
Armenia (2001)	5.41	2.20				
Kazakhstan (2004)	4.63	2.02			3.24	
Tajikistan (2005)	4.94	2.47	4.27			
India/Chennai (2004)		2.93	#	#		
India/Haryana (2004)		2.93	#	#		
India/Karnataka (2004)			#	#		
India/Maharashtra (4 regions) (2005)		3.16	#	#		
India/Maharashtra (12 districts) (2004)		2.93	#	#		
India/Rajasthan (2003)		2.77	#	#		
Indonesia (2004)	22.78	1.71	21.80	1.69		1.35
Sri Lanka (2001)	4.59	0.51				
China/Shandong Province (2004)		0.15		0.23		0.33
Fiji (2004)	12.23	2.22				
Malaysia (2004)	14.54	7.44	#	#	2.44	
Mongolia (2004)		2.82		2.89		1.58
Philippines (2002)	18.18	11.36		9.00		

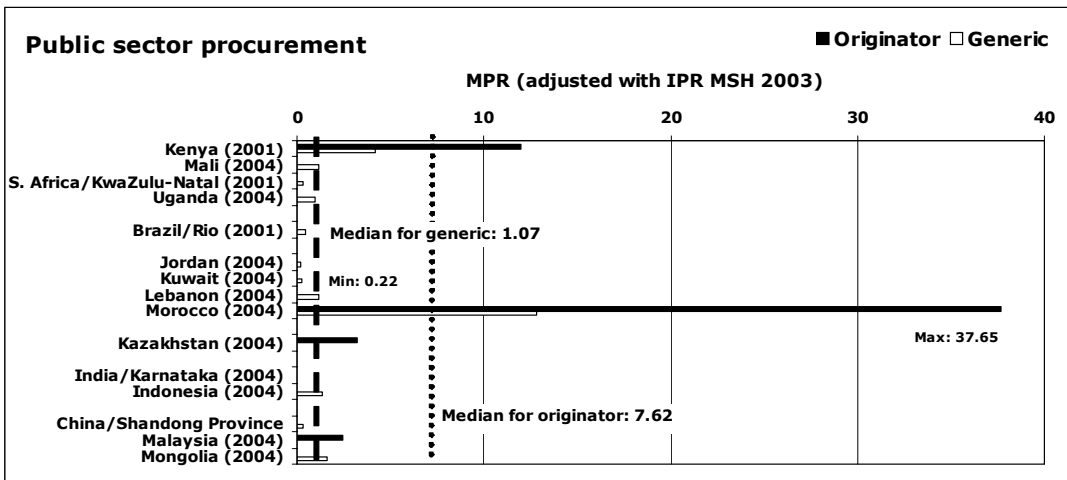
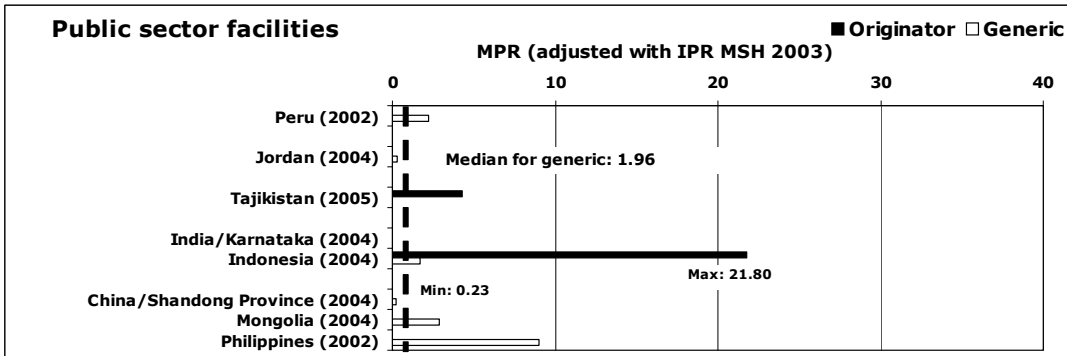
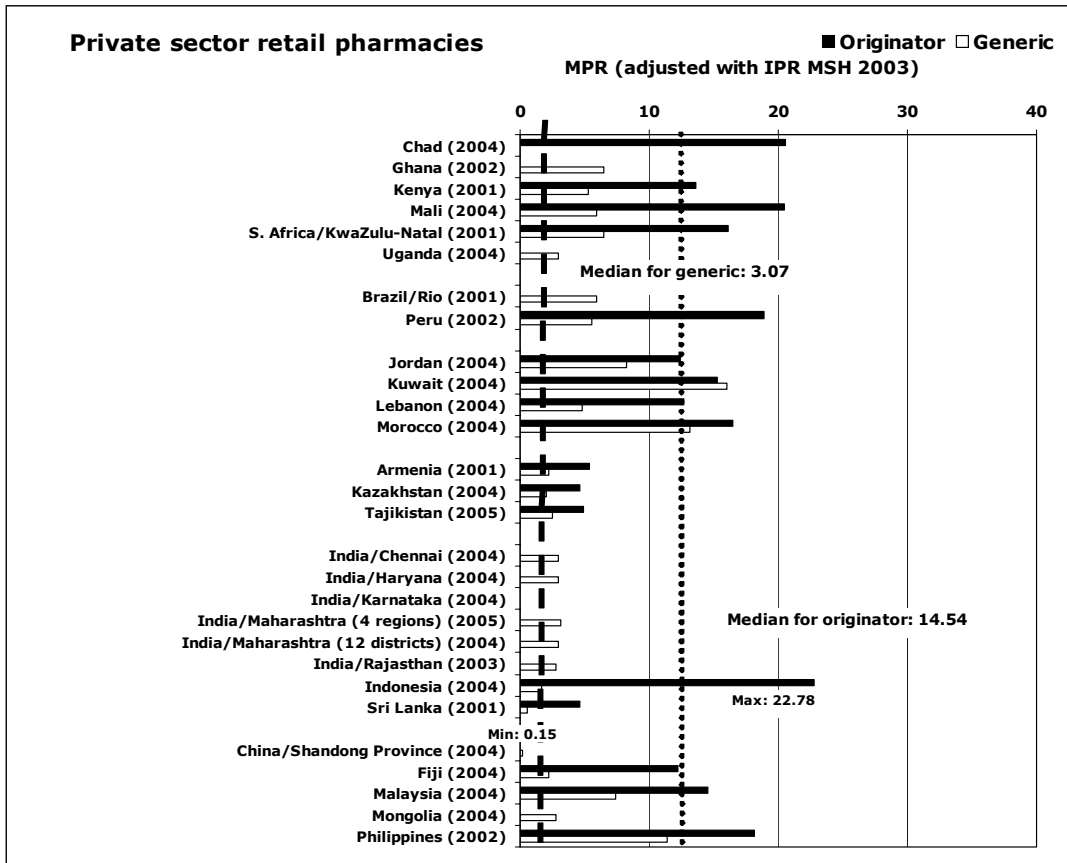
Min	4.59	0.15		0.23	2.44	0.22
Max	22.78	16.00		9.00	37.65	12.80
Median	14.54	3.07		1.96	7.62	1.07

* MPRs express the price of the product compared to the MSH Drug Price Indicator median values. MPR is adjusted with International Reference Price MSH 2003.

Italics For MSGs (Most Sold Generics) if no LPG (Lowest Price Generic) available.

Medicines are provided free in public facilities.

Median price ratio of captopril 25mg tab/cap



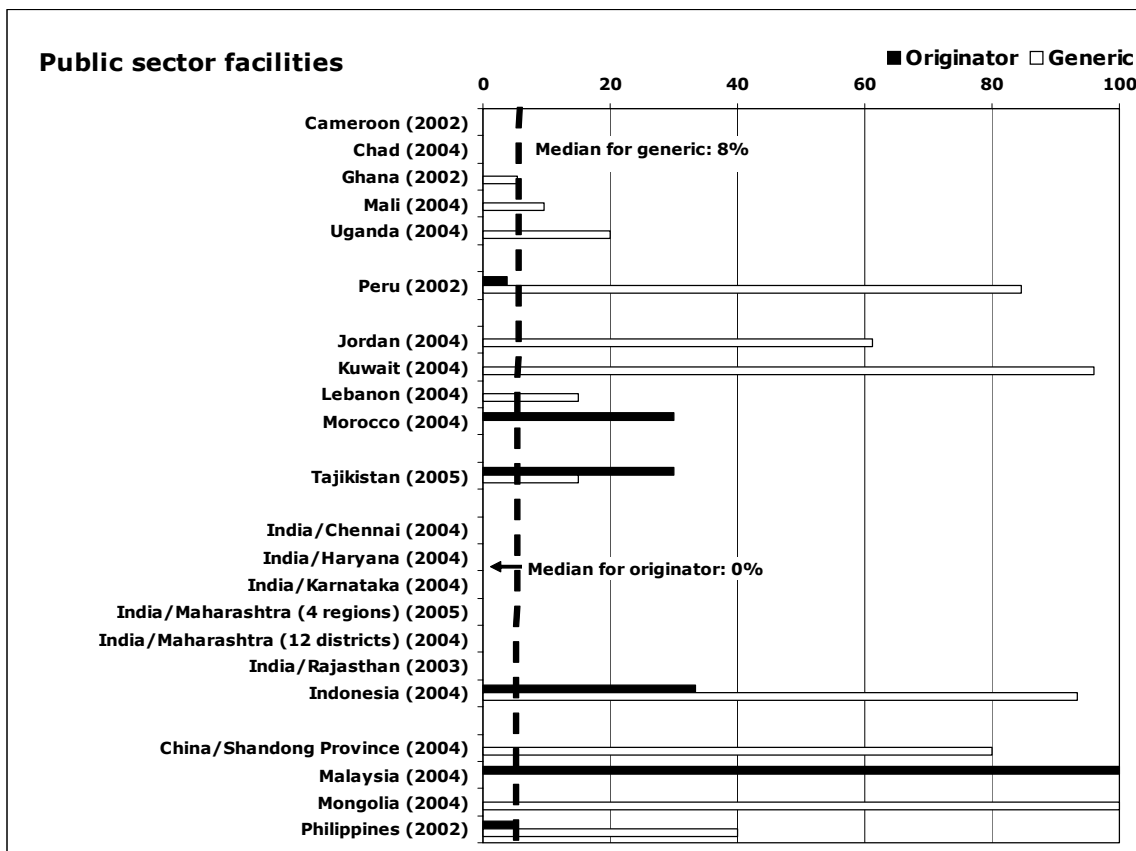
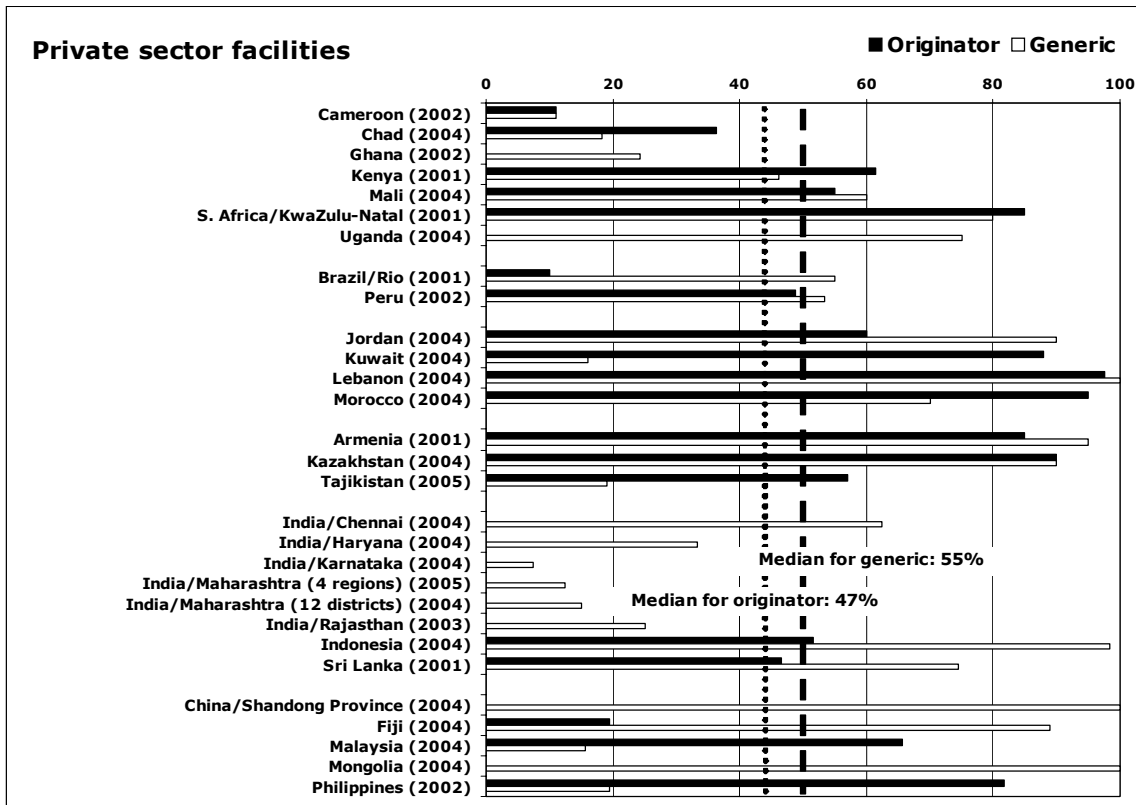
Availability of captopril 25mg tab/cap

Countries by WHO Region	Availability (in %)*			
	Private		Public	
	Originator	Generic	Originator	Generic
Cameroon (2002)	11%	11%	0%	0%
Chad (2004)	36%	18%	0%	0%
Ghana (2002)	0%	24%	0%	5%
Kenya (2001)	62%	46%		
Mali (2004)	55%	60%	0%	10%
S. Africa/KwaZulu-Natal (2001)	85%	80%		
Uganda (2004)	0%	75%	0%	20%
Brazil/Rio (2001)	10%	55%		
Peru (2002)	49%	54%	4%	85%
Jordan (2004)	60%	90%	0%	61%
Kuwait (2004)	88%	16%	0%	96%
Lebanon (2004)	98%	100%	0%	15%
Morocco (2004)	95%	70%	30%	0%
Armenia (2001)	85%	95%		
Kazakhstan (2004)	90%	90%		
Tajikistan (2005)	57%	19%	30%	15%
India/Chennai (2004)	0%	63%	0%	0%
India/Haryana (2004)	0%	33%	0%	0%
India/Karnataka (2004)	0%	8%	0%	0%
India/Maharashtra (4 regions) (2005)	0%	13%	0%	0%
India/Maharashtra (12 districts) (2004)	0%	15%	0%	0%
India/Rajasthan (2003)	0%	25%	0%	0%
Indonesia (2004)	52%	98%	33%	93%
Sri Lanka (2001)	47%	74%		
China/Shandong Province (2004)	0%	100%	0%	80%
Fiji (2004)	19%	89%		
Malaysia (2004)	66%	16%	100%	0%
Mongolia (2004)	0%	100%	0%	100%
Philippines (2002)	82%	20%	5%	40%

Min	0%	8%	0%	0%
Max	98%	100%	100%	100%
Median	47%	55%	0%	8%

* In percentage of surveyed facilities with medicine available versus total number of facilities surveyed.
Italics For MSGs (Most Sold Generics) if no LPG (Lowest Price Generic) available.
 0% Indicates that the drug was not available at any survey points.

Availability of captopril 25mg tab/cap



Affordability of captopril
30 days supply 25mg tab twice per day

Countries by WHO Region	Affordability in days' wages*			
	Private		Public	
	Originator	Generic	Originator	Generic
Chad (2004)	20.8			
Ghana (2002)		9.8		
Kenya (2001)	15.5	6.0		
Mali (2004)	20.3	5.9		
S. Africa/KwaZulu-Natal (2001)	3.3	1.3		
Uganda (2004)		3.6	#	#
Brazil/Rio (2001)		4.2		
Peru (2002)	7.5	2.2		0.9
Jordan (2004)	4.6	3.1		0.1
Kuwait (2004)	5.3	5.6	#	#
Lebanon (2004)	3.0	1.2	#	#
Morocco (2004)	3.7	2.9	#	#
Armenia (2001)	8.3	3.4		
Kazakhstan (2004)	3.2	1.4		
Tajikistan (2005)	60.0	30.0	52.0	
India/Chennai (2004)		1.5	#	#
India/Haryana (2004)		1.5	#	#
India/Maharashtra (4 regions) (2005)		1.9	#	#
India/Maharashtra (12 districts) (2004)		1.5	#	#
India/Rajasthan (2003)		1.6	#	#
Indonesia (2004)	15.4	1.2	14.8	1.1
Sri Lanka (2001)	4.4	0.5		
China/Shandong Province (2004)		0.1		0.2
Fiji (2004)	1.7	0.3		
Malaysia (2004)	5.5	2.8	#	#
Mongolia (2004)		2.4		2.4
Philippines (2002)	10.3	6.4		5.1

Min	1.7	0.1		0.1
Max	60.0	30.0		5.1
Median	5.5	2.3		1.0

* In days' wages of lowest paid unskilled government worker to pay for one month's worth of medicine.
Italics For MSGs (Most Sold Generics) if no LPG (Lowest Price Generic) available.
Medicines are provided free in public facilities.

Affordability of captopril 25mg tab/cap

