

## Median price ratio of carbamazepine 200mg tab/cap

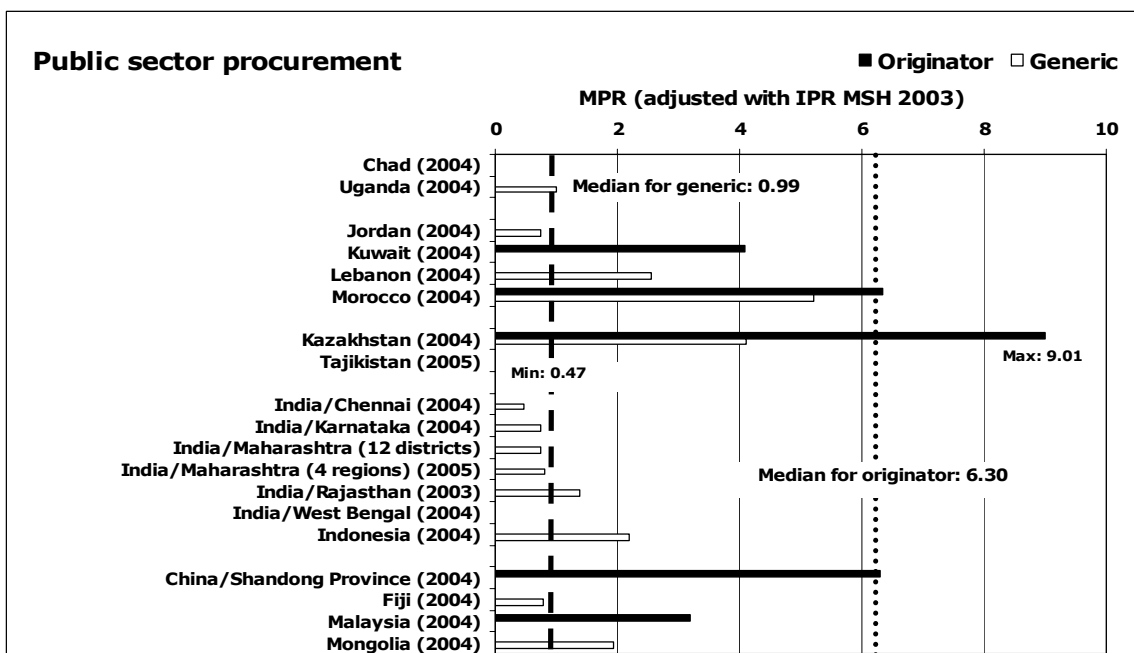
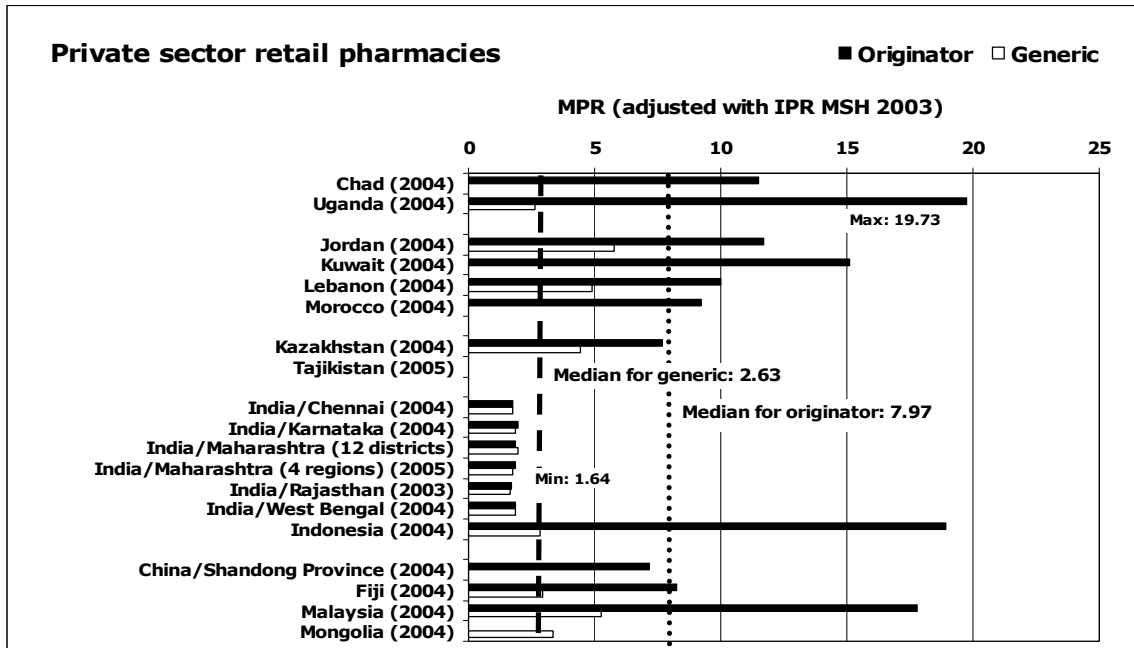
Countries by WHO Region	Median price ratio (MPR)*					
	Private		Public		Procurement	
	Originator	Generic	Originator	Generic	Originator	Generic
Chad (2004)	11.48					
Uganda (2004)	19.73	2.63	#	#		0.99
Jordan (2004)	11.68	5.78		0.85		0.74
Kuwait (2004)	15.10		#	#	4.09	
Lebanon (2004)	10.02	4.88	#	#		2.56
Morocco (2004)	9.23		#	#	6.33	5.22
Kazakhstan (2004)	7.67	4.45			9.01	4.10
Tajikistan (2005)						
India/Chennai (2004)	1.74	1.77	#	#		0.47
India/Haryana (2004)	1.77	1.74	#	#		
India/Karnataka (2004)	1.94	1.88	#	#		0.75
India/Maharashtra (12 districts) (2004)	1.83	1.94	#	#		0.75
India/Maharashtra (4 regions) (2005)	1.88	1.77	#	#		0.81
India/Rajasthan (2003)	1.71	1.64	#	#		1.38
India/West Bengal (2004)	1.86	1.84	#	#		
Indonesia (2004)	18.92	2.81		2.84		2.20
China/Shandong Province (2004)	7.14				6.30	
Fiji (2004)	8.26	2.95				0.78
Malaysia (2004)	17.76	5.26	#	#	3.20	
Mongolia (2004)		3.33		1.92		1.94

<b>Min</b>	<b>1.71</b>	<b>1.64</b>			<b>3.20</b>	<b>0.47</b>
<b>Max</b>	<b>19.73</b>	<b>5.78</b>			<b>9.01</b>	<b>5.22</b>
<b>Median</b>	<b>7.97</b>	<b>2.63</b>			<b>6.30</b>	<b>0.99</b>

\* MPRs express the price of the product compared to the MSH Drug Price Indicator median values. MPR is adjusted with International Reference Price MSH 2003.

# Medicines are provided free in public facilities.

## Median price ratio of carbamazepine 200mg tab/cap



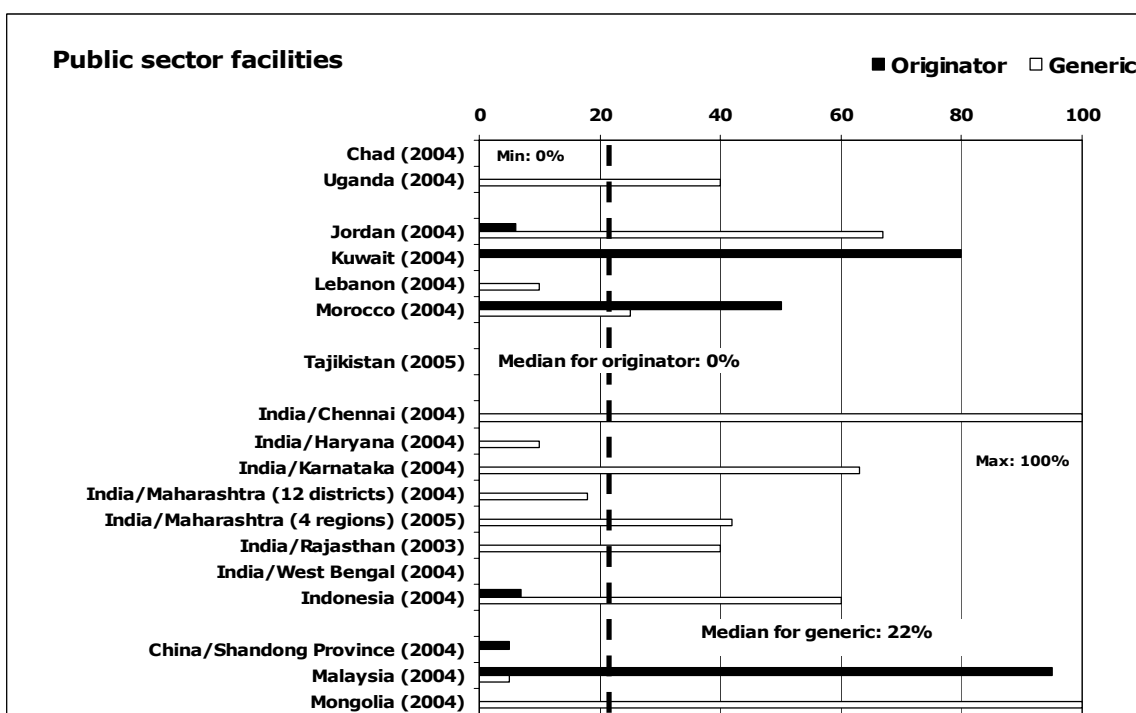
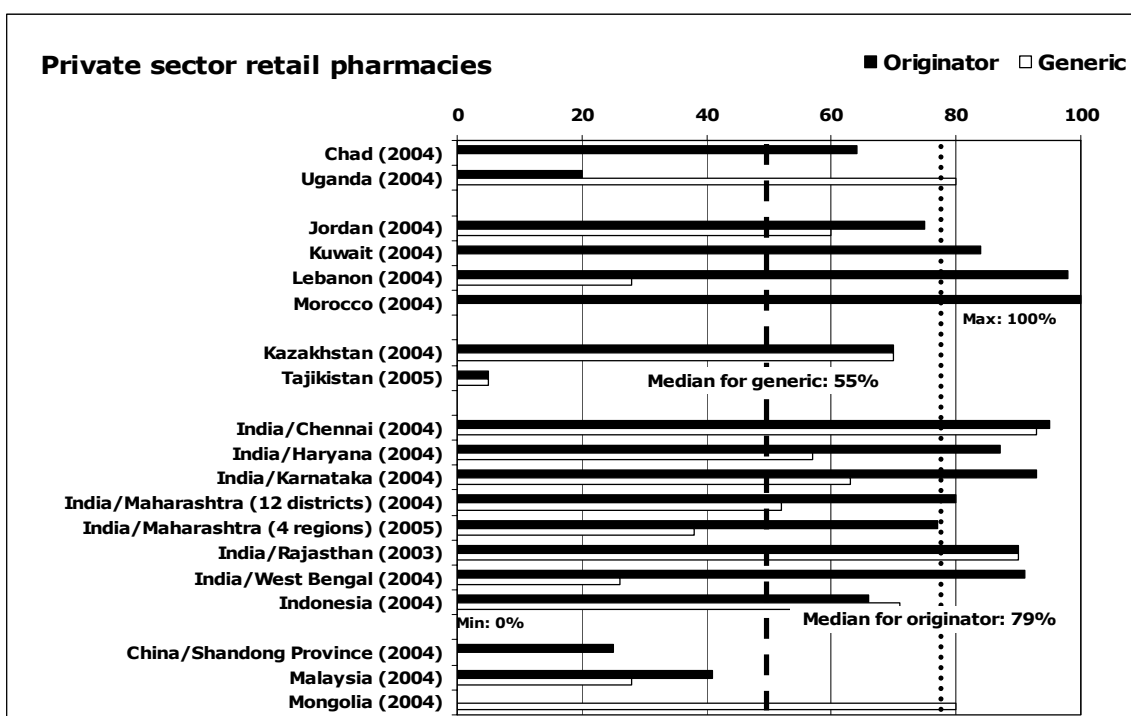
### Availability of carbamazepine 200mg tab/cap

Countries by WHO Region	Availability (in %)*			
	Private		Public	
	Originator	Generic	Originator	Generic
Chad (2004)	64%	0%	0%	0%
Uganda (2004)	20%	80%	0%	40%
Jordan (2004)	75%	60%	6%	67%
Kuwait (2004)	84%	0%	80%	0%
Lebanon (2004)	98%	28%	0%	10%
Morocco (2004)	100%	0%	50%	25%
Kazakhstan (2004)	70%	70%		
Tajikistan (2005)	5%	5%	0%	0%
India/Chennai (2004)	95%	93%	0%	100%
India/Haryana (2004)	87%	57%	0%	10%
India/Karnataka (2004)	93%	63%	0%	63%
India/Maharashtra (12 districts) (2004)	80%	52%	0%	18%
India/Maharashtra (4 regions) (2005)	77%	38%	0%	42%
India/Rajasthan (2003)	90%	90%	0%	40%
India/West Bengal (2004)	91%	26%	0%	0%
Indonesia (2004)	66%	71%	7%	60%
China/Shandong Province (2004)	25%	0%	5%	0%
Fiji (2004)	92%	81%		
Malaysia (2004)	41%	28%	95%	5%
Mongolia (2004)	0%	80%	0%	100%

<b>Min</b>	<b>0%</b>	<b>0%</b>	<b>0%</b>	<b>0%</b>
<b>Max</b>	<b>100%</b>	<b>93%</b>	<b>95%</b>	<b>100%</b>
<b>Median</b>	<b>79%</b>	<b>55%</b>	<b>0%</b>	<b>22%</b>

\* In percentage of surveyed facilities with medicine available versus total number of facilities surveyed.  
0% Indicates that the drug was not available at any survey points.

## Availability of carbamazepine 200mg tab/cap



**Affordability of carbamazepine  
30 days supply 200mg tab/cap twice per day**

Countries by WHO Region	Affordability in days' wages*			
	Private		Public	
	Originator	Generic	Originator	Generic
Chad (2004)	8.8			
Uganda (2004)	18	2.4	#	#
Jordan (2004)	3.3	1.6		0.2
Kuwait (2004)	4.0		#	#
Lebanon (2004)	1.8	0.9	#	#
Morocco (2004)	1.6		#	#
Kazakhstan (2004)	4.0	2.3		
Tajikistan (2005)				
India/Chennai (2004)	0.7	0.7	#	#
India/Haryana (2004)	0.7	0.7	#	#
India/Karnataka (2004)	0.8	0.7	#	#
India/Maharashtra (12 districts) (2004)	0.7	0.8	#	#
India/Maharashtra (4 regions) (2005)	0.9	0.8	#	#
India/Rajasthan (2003)	0.7	0.7	#	#
India/West Bengal (2004)	0.8	0.8	#	#
Indonesia (2004)	9.7	1.4		1.4
China/Shandong Province (2004)	5.3			
Fiji (2004)	0.8	0.3		
Malaysia (2004)	5.1	1.5	#	#
Mongolia (2004)		2.1		1.2

<b>Min</b>	<b>0.7</b>	<b>0.3</b>		
<b>Max</b>	<b>18.0</b>	<b>2.4</b>		
<b>Median</b>	<b>1.7</b>	<b>0.8</b>		

\* In days' wages of lowest paid unskilled government worker to pay for one month's worth of medicine.  
# Medicines are provided free in public facilities.

Affordability of carbamazepine  
30 days supply 200mg tab/cap twice per day

