

## Median price ratio of hydrochlorothiazide 25mg tab/cap

Countries by WHO Region	Median price ratio* (MPR)					
	Private		Public		Procurement	
	Originator	Generic	Originator	Generic	Originator	Generic
Cameroon (2002)		15.37				
Chad (2004)	22.37			2.63		1.22
Ghana (2002)		7.52		4.70		
S. Africa/KwaZulu-Natal (2001)	44.86	35.99				3.57
Brazil/Rio (2001)	47.73					1.06
Peru (2002)	55.86	50.27				
Jordan (2004)		49.50				2.74
Kuwait (2004)			#	#	31.98	
Lebanon (2004)		29.15	#	#		
Morocco (2004)	49.48		#	#		7.96
Armenia (2001)		16.26				
Kazakhstan (2004)	58.89	21.81				25.63
Tajikistan (2005)		37.23		33.50		
India/Chennai (2004)		9.46	#	#		
India/Haryana (2004)		6.30	#	#		
India/Karnataka (2004)		10.37	#	#		
India/Maharashtra (4 regions) (2005)			#	#		
India/Maharashtra (12 districts) (2004)			#	#		
India/Rajasthan (2003)		5.97	#	#		
India/West Bengal (2004)		7.57	#	#		
Indonesia (2004)		0.81		0.70		0.57
China/Shandong Province (2004)		0.52		0.77		0.43
Fiji (2004)		3.35				
Malaysia (2004)		11.22	#	#		
Mongolia (2004)		30.77				24.14
Philippines (2002)	51.72					

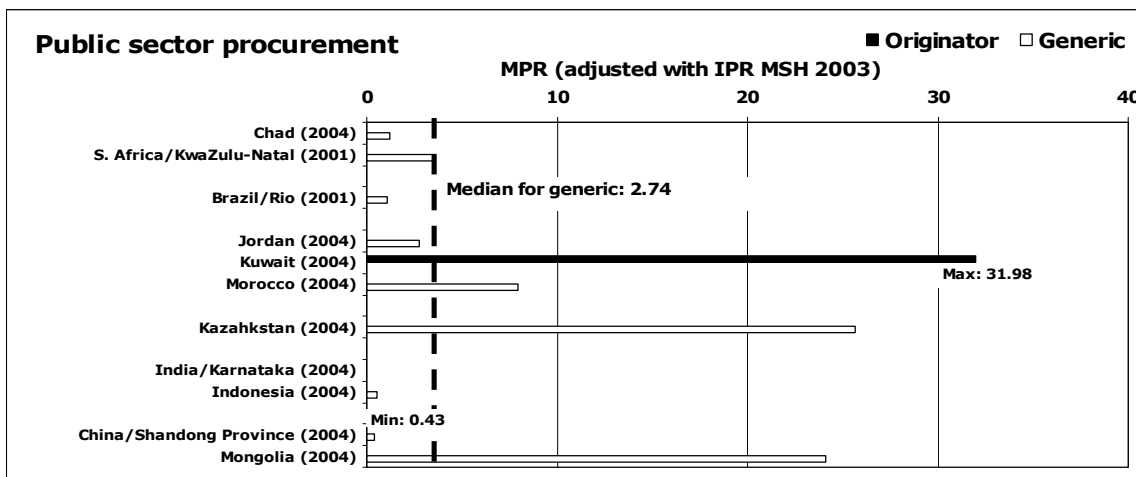
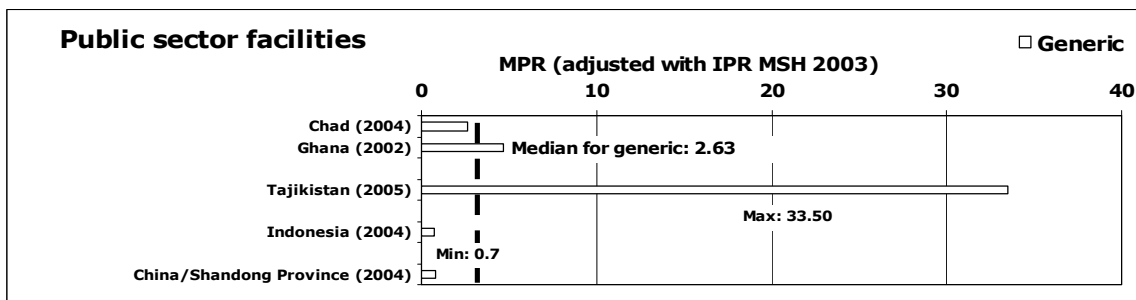
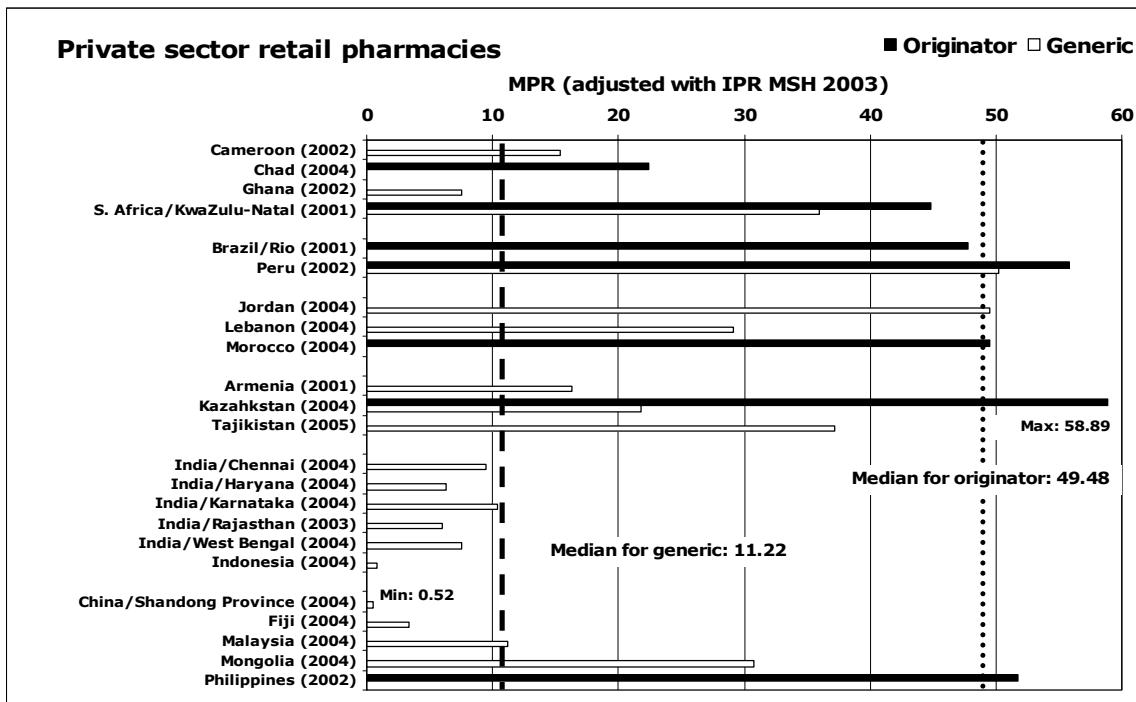
<b>Min</b>	<b>22.37</b>	<b>0.52</b>		<b>0.70</b>		<b>0.43</b>
<b>Max</b>	<b>58.89</b>	<b>50.27</b>		<b>33.50</b>		<b>25.63</b>
<b>Median</b>	<b>49.48</b>	<b>11.22</b>		<b>2.63</b>		<b>2.74</b>

\* MPRs express the price of the product compared to the MSH Drug Price Indicator median values. MPR is adjusted with International Reference Price MSH 2003.

*Italics* For MSGs (Most Sold Generics) if no LPG (Lowest Price Generic) available.

# Medicines are provided free in public facilities.

## Median price ratio of hydrochlorothiazide 25mg tab/cap



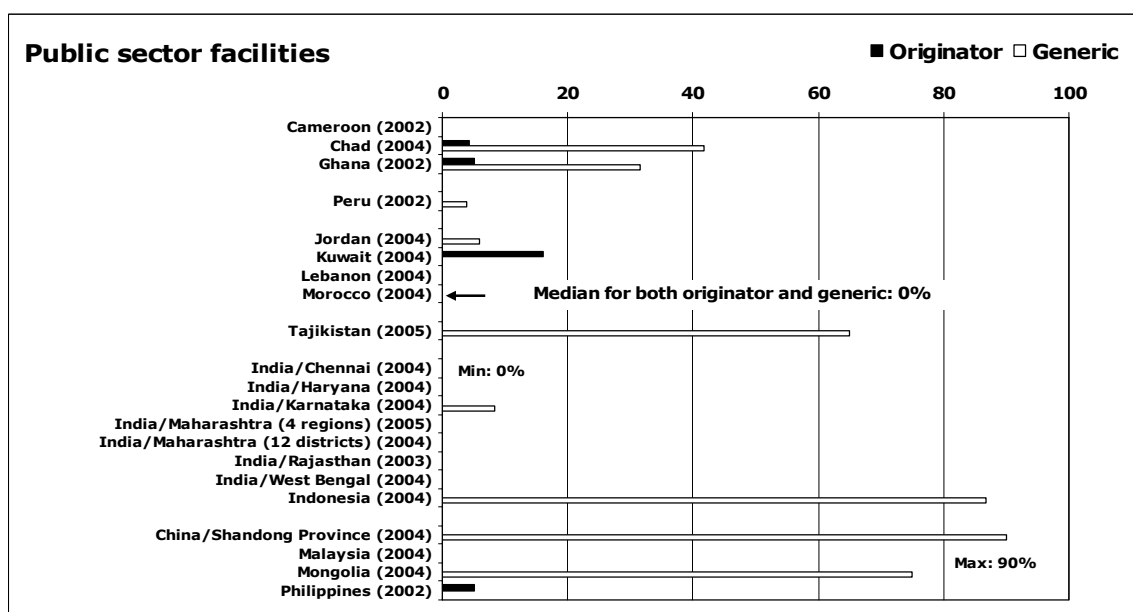
## Availability of hydrochlorothiazide 25mg tab/cap

Countries by WHO Region	Availability (in %)*			
	Private		Public	
	Originator	Generic	Originator	Generic
Cameroon (2002)	0%	67%	0%	0%
Chad (2004)	46%	0%	4%	42%
Ghana (2002)	0%	42%	5%	32%
S. Africa/KwaZulu-Natal (2001)	35%	90%		
Brazil/Rio (2001)	55%	0%		
Peru (2002)	9%	21%	0%	4%
Jordan (2004)	5%	40%	0%	6%
Kuwait (2004)	0%	0%	16%	0%
Lebanon (2004)	0%	85%	0%	0%
Morocco (2004)	95%	0%	0%	0%
Armenia (2001)	0%	60%		
Kazakhstan (2004)	75%	90%		
Tajikistan (2005)	0%	81%	0%	65%
India/Chennai (2004)	0%	75%	0%	0%
India/Haryana (2004)	0%	27%	0%	0%
India/Karnataka (2004)	0%	40%	0%	8%
India/Maharashtra (4 regions) (2005)	0%	0%	0%	0%
India/Maharashtra (12 districts) (2004)	0%	3%	0%	0%
India/Rajasthan (2003)	0%	35%	0%	0%
India/West Bengal (2004)	0%	14%	0%	0%
Indonesia (2004)	0%	90%	0%	87%
China/Shandong Province (2004)	0%	90%	0%	90%
Fiji (2004)	0%	67%		
Malaysia (2004)	0%	47%	0%	0%
Mongolia (2004)	0%	52%	0%	75%
Philippines (2002)	7%	1%	5%	0%

<b>Min</b>	<b>0%</b>	<b>0%</b>	<b>0%</b>	<b>0%</b>
<b>Max</b>	<b>95%</b>	<b>90%</b>	<b>16%</b>	<b>90%</b>
<b>Median</b>	<b>0%</b>	<b>41%</b>	<b>0%</b>	<b>0%</b>

\* In percentage of surveyed facilities with medicine available versus total number of facilities surveyed.  
*Italics* For MSGs (Most Sold Generics) if no LPG (Lowest Price Generic) available.  
 0% Indicates that the drug was not available at any survey points.

## Availability of hydrochlorothiazide (25mg)



**Affordability of hydrochlorothiazide  
30 days supply, 25mg tab, once a day**

Countries by WHO Region	Affordability in days' wages*			
	Private		Public	
	Originator	Generic	Originator	Generic
Cameroon (2002)		1.7		
Chad (2004)	1.5			0.2
Ghana (2002)		0.8		0.5
S. Africa/KwaZulu-Natal (2001)	0.6	0.5		
Brazil/Rio (2001)	2.2			
Peru (2002)	1.5	1.3		
Jordan (2004)		1.2		
Kuwait (2004)			#	#
Lebanon (2004)		0.5	#	#
Morocco (2004)	0.7		#	#
Armenia (2001)		1.7		
Kazakhstan (2004)	2.7	1		
Tajikistan (2005)		30		27
India/Chennai (2004)		0.3	#	#
India/Haryana (2004)		0.2	#	#
India/Karnataka (2004)		0.4	#	#
India/Maharashtra (4 regions) (2005)			#	#
India/Maharashtra (12 districts) (2004)			#	#
India/Rajasthan (2003)		0.2	#	#
India/West Bengal (2004)		0.3	#	#
Indonesia (2004)		0.036		0.031
China/Shandong Province (2004)		0.034		0.05
Fiji (2004)		0.03		
Malaysia (2004)		0.3	#	#
Mongolia (2004)		1.7		
Philippines (2002)	1.9			

<b>Min</b>	<b>0.6</b>	<b>0.03</b>		<b>0.031</b>
<b>Max</b>	<b>2.7</b>	<b>30</b>		<b>27</b>
<b>Median</b>	<b>1.5</b>	<b>0.5</b>		<b>0.2</b>

\* In days' wages of lowest paid unskilled government worker to pay for one month's worth of medicine.  
*Italics* For MSGs (Most Sold Generics) if no LPG (Lowest Price Generic) available.  
 # Medicines are provided free in public facilities.

## Affordability of hydrochlorothiazide 30 days supply, 25mg tab, once a day

