

## Median price ratio of losartan 50mg tab/cap

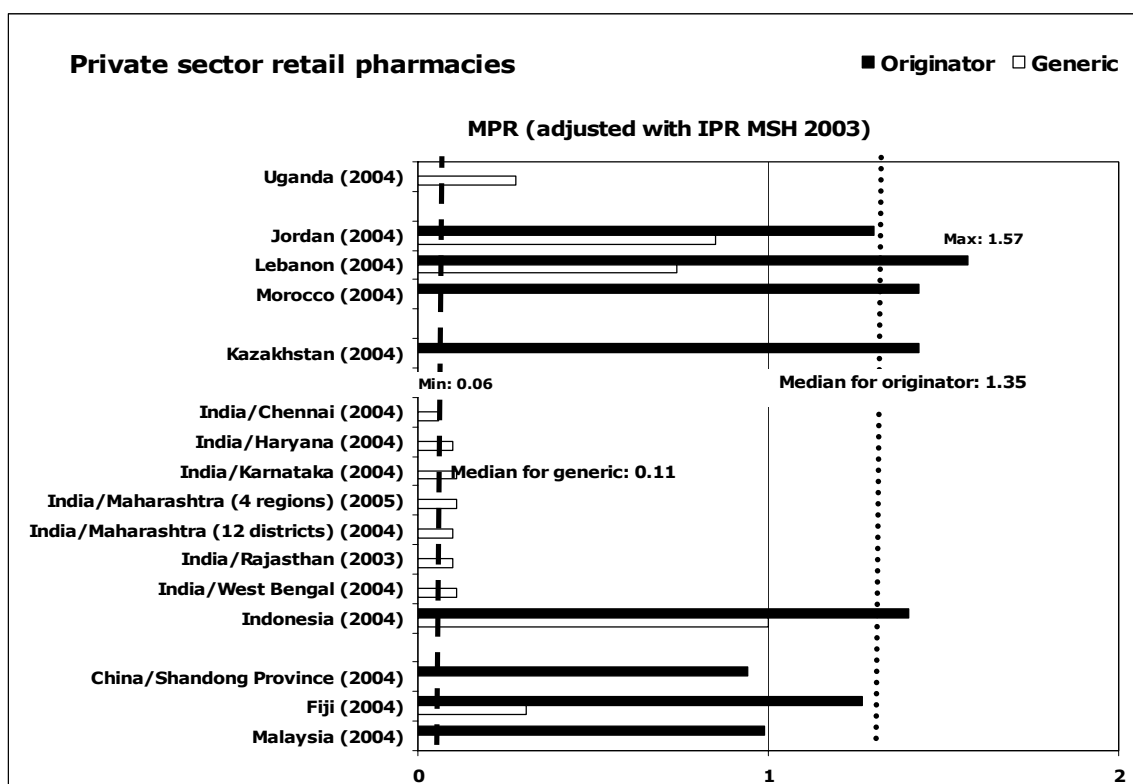
Countries by WHO Region	Median price ratio* (MPR)					
	Private		Public		Procurement	
	Originator	Generic	Originator	Generic	Originator	Generic
Uganda (2004)		0.28	#	#		
Jordan (2004)	1.30	0.85				0.13
Lebanon (2004)	1.57	0.74	#	#		
Morocco (2004)	1.43		#	#		
Kazakhstan (2004)	1.43				0.29	
India/Chennai (2004)		0.06	#	#		
India/Haryana (2004)		0.10	#	#		
India/Karnataka (2004)		0.11	#	#		
India/Maharashtra (4 regions) (2005)		0.11	#	#		
India/Maharashtra (12 districts) (2004)		0.10	#	#		
India/Rajasthan (2003)		0.10	#	#		
India/West Bengal (2004)		0.11	#	#		
Indonesia (2004)	1.40	1.00		0.95		
China/Shandong Province (2004)	0.94		0.98		0.82	
Fiji (2004)	1.27	0.31				
Malaysia (2004)	0.99		#	#	0.50	

<b>Min</b>	<b>0.94</b>	<b>0.06</b>				
<b>Max</b>	<b>1.57</b>	<b>1.00</b>				
<b>Median</b>	<b>1.35</b>	<b>0.11</b>				

\* MPRs express the price of the product compared to the MSH Drug Price Indicator median values. MPR is adjusted with International Reference Price MSH 2003.

# Medicines are provided free in public facilities.

## Median price ratio of losartan 50mg tab/cap



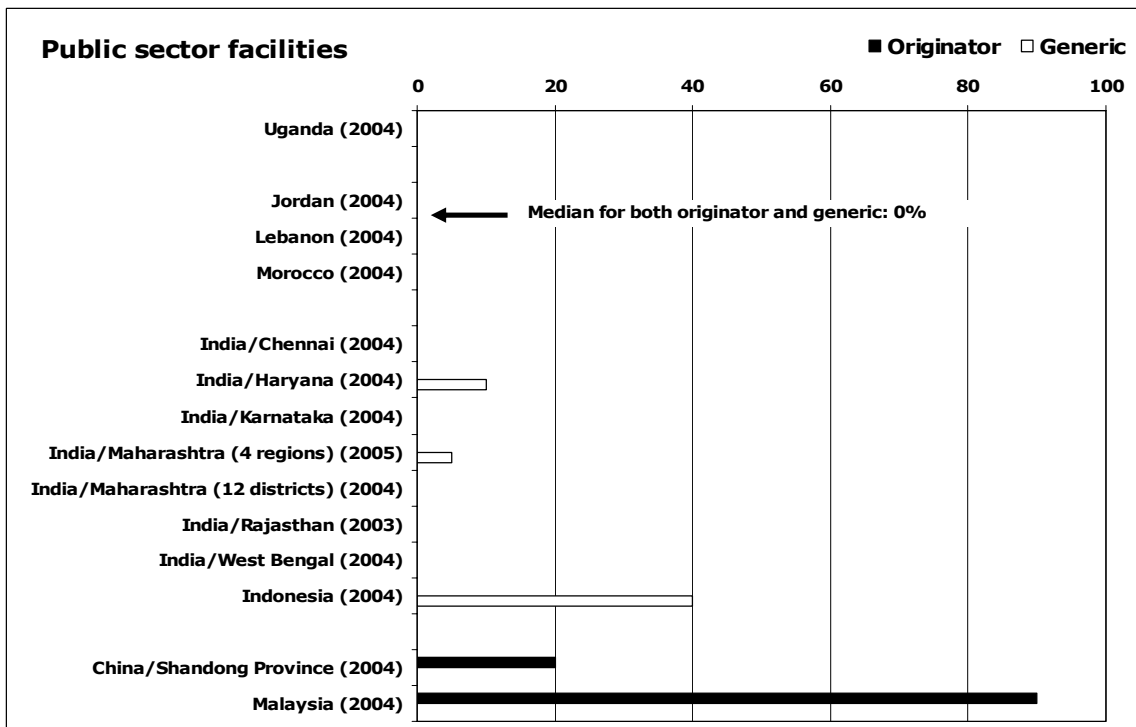
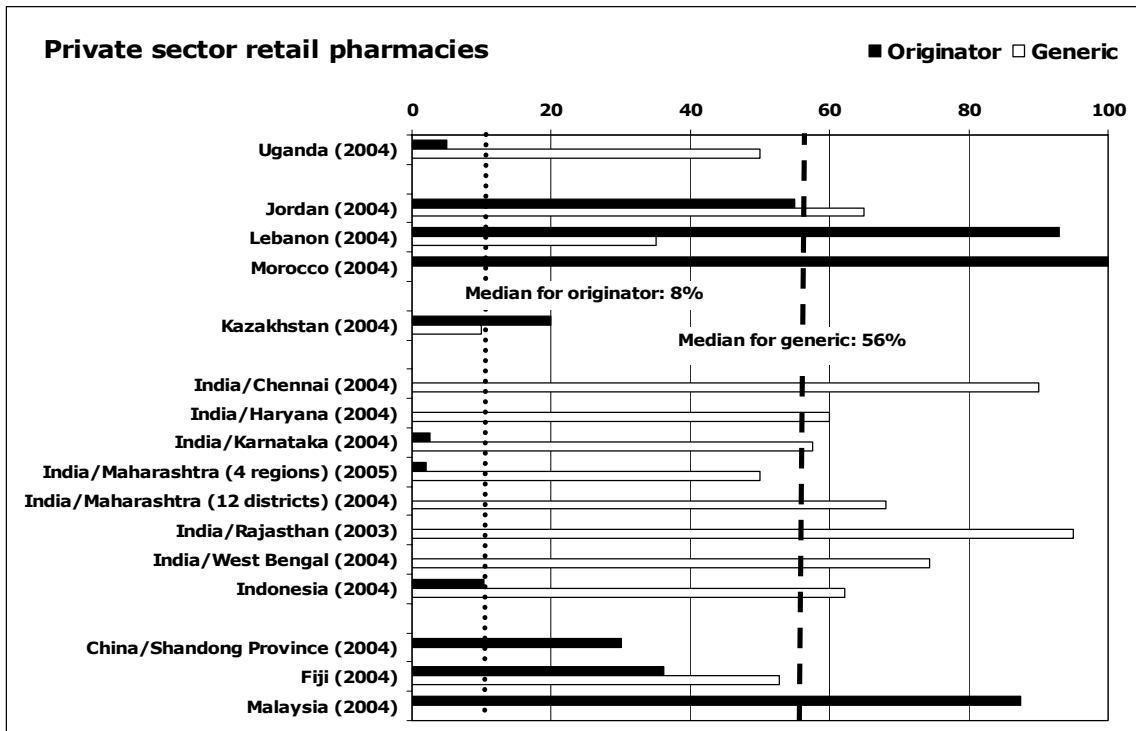
### Availability of losartan 50mg tab/cap

Countries by WHO Region	Availability (in %)*			
	Private		Public	
	Originator	Generic	Originator	Generic
Uganda (2004)	5%	50%	0%	0%
Jordan (2004)	55%	65%	0%	0%
Lebanon (2004)	93%	35%	0%	0%
Morocco (2004)	100%	0%	0%	0%
Kazakhstan (2004)	20%	10%		
India/Chennai (2004)	0%	90%	0%	0%
India/Haryana (2004)	0%	60%	0%	10%
India/Karnataka (2004)	3%	58%	0%	0%
India/Maharashtra (4 regions) (2005)	2%	50%	0%	5%
India/Maharashtra (12 districts) (2004)	0%	68%	0%	0%
India/Rajasthan (2003)	0%	95%	0%	0%
India/West Bengal (2004)	0%	74%	0%	0%
Indonesia (2004)	10%	62%	0%	40%
China/Shandong Province (2004)	30%	0%	20%	0%
Fiji (2004)	36%	53%		
Malaysia (2004)	88%	0%	90%	0%

<b>Min</b>	<b>0%</b>	<b>0%</b>	<b>0%</b>	<b>0%</b>
<b>Max</b>	<b>100%</b>	<b>95%</b>	<b>90%</b>	<b>40%</b>
<b>Median</b>	<b>8%</b>	<b>56%</b>	<b>0%</b>	<b>0%</b>

\* In percentage of surveyed facilities with medicine available versus total number of facilities surveyed.  
0% Indicates that the drug was not available at any survey points.

## Availability of losartan 50mg tab/cap



**Affordability of losartan**  
**30 days supply, 50mg tab once a day**

Countries by WHO Region	Affordability in days' wages*			
	Private		Public	
	Originator	Generic	Originator	Generic
Uganda (2004)		6	#	#
Jordan (2004)	8.7	5.7		
Lebanon (2004)	6.7	3.2	#	#
Morocco (2004)	5.7		#	#
Kazakhstan (2004)		17.7		
India/Chennai (2004)		0.6	#	#
India/Haryana (2004)		0.9	#	#
India/Karnataka (2004)		1.1	#	#
India/Maharashtra (4 regions) (2005)		1.2	#	#
India/Maharashtra (12 districts) (2004)		1	#	#
India/Rajasthan (2003)		1	#	#
India/West Bengal (2004)		1.1	#	#
Indonesia (2004)	17	12.1		11.5
China/Shandong Province (2004)	16.4		17.1	
Fiji (2004)	3.1	0.8		
Malaysia (2004)	6.7		#	#

<b>Min</b>	<b>3.1</b>	<b>0.6</b>		
<b>Max</b>	<b>17</b>	<b>17.7</b>		
<b>Median</b>	<b>6.7</b>	<b>1.1</b>		

\* In days' wages of lowest paid unskilled government worker to pay for one month's worth of medicine.  
# Medicines are provided free in public facilities.

Affordability of losartan  
30 days supply, 50mg tab once a day

