

## Median price ratio of metformin 500mg tab/cap

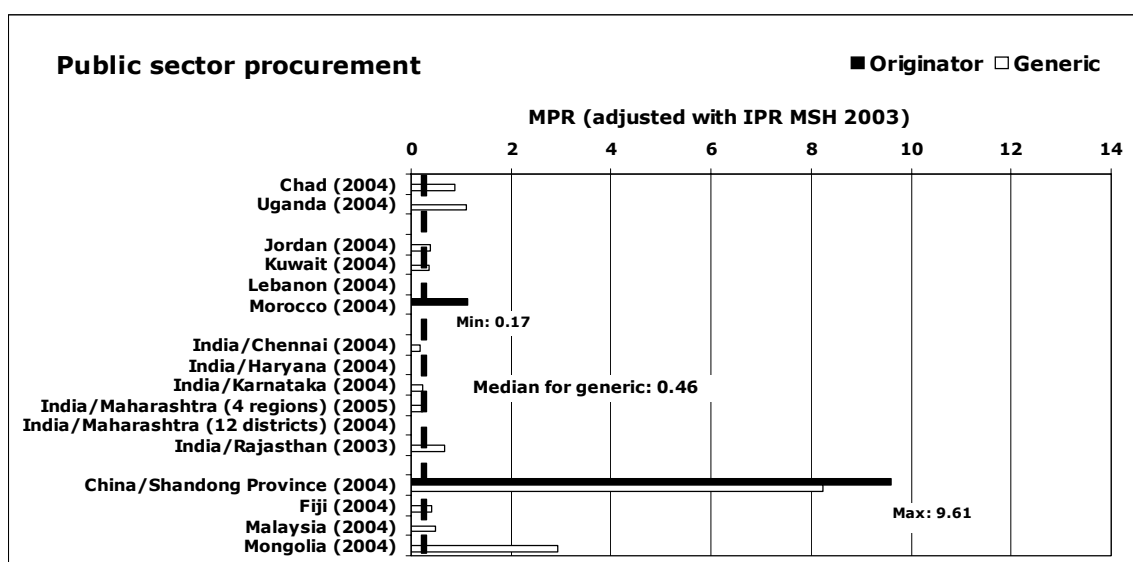
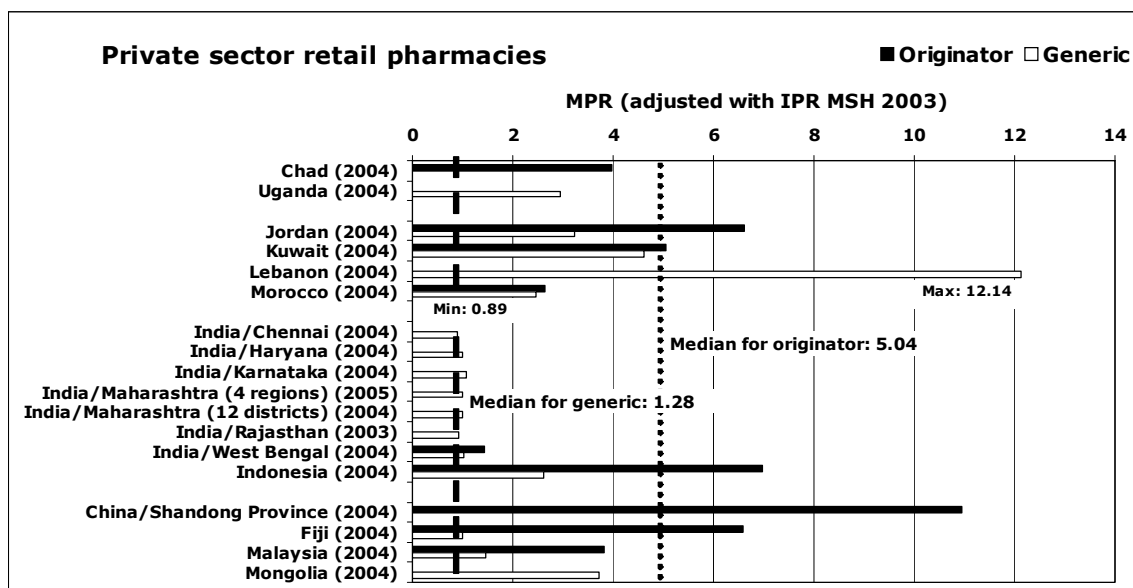
Countries by WHO Region	Median price ratio* (MPR)					
	Private		Public		Procurement	
	Originator	Generic	Originator	Generic	Originator	Generic
Chad (2004)	3.97					0.87
Uganda (2004)		2.94	#	#		1.11
Jordan (2004)	6.61	3.24				0.39
Kuwait (2004)	5.04	4.62	#	#		0.36
Lebanon (2004)		12.14	#	#		
Morocco (2004)	2.65	2.47	#	#	1.13	
Kazakhstan (2004)						
Tajikistan (2005)						
India/Chennai (2004)		0.89	#	#		0.17
India/Haryana (2004)		0.99	#	#		
India/Karnataka (2004)		1.08	#	#		0.22
India/Maharashtra (4 regions) (2005)		0.99	#	#		0.22
India/Maharashtra (12 districts) (2004)		0.99	#	#		
India/Rajasthan (2003)		0.93	#	#		0.68
India/West Bengal (2004)	1.44	1.03	#	#		
Indonesia (2004)	6.97	2.62	6.15	2.54		
China/Shandong Province (2004)	10.94				9.61	8.23
Fiji (2004)	6.60	0.99				0.42
Malaysia (2004)	3.82	1.47	#	#		0.50
Mongolia (2004)		3.72				2.93

<b>Min</b>	<b>1.44</b>	<b>0.89</b>				<b>0.17</b>
<b>Max</b>	<b>10.94</b>	<b>12.14</b>				<b>8.23</b>
<b>Median</b>	<b>5.04</b>	<b>1.28</b>				<b>0.46</b>

\* MPRs express the price of the product compared to the MSH Drug Price Indicator median values. MPR is adjusted with International Reference Price MSH 2003.

# Medicines are provided free in public facilities.

## Median price ratio of metformin 500mg tab/cap



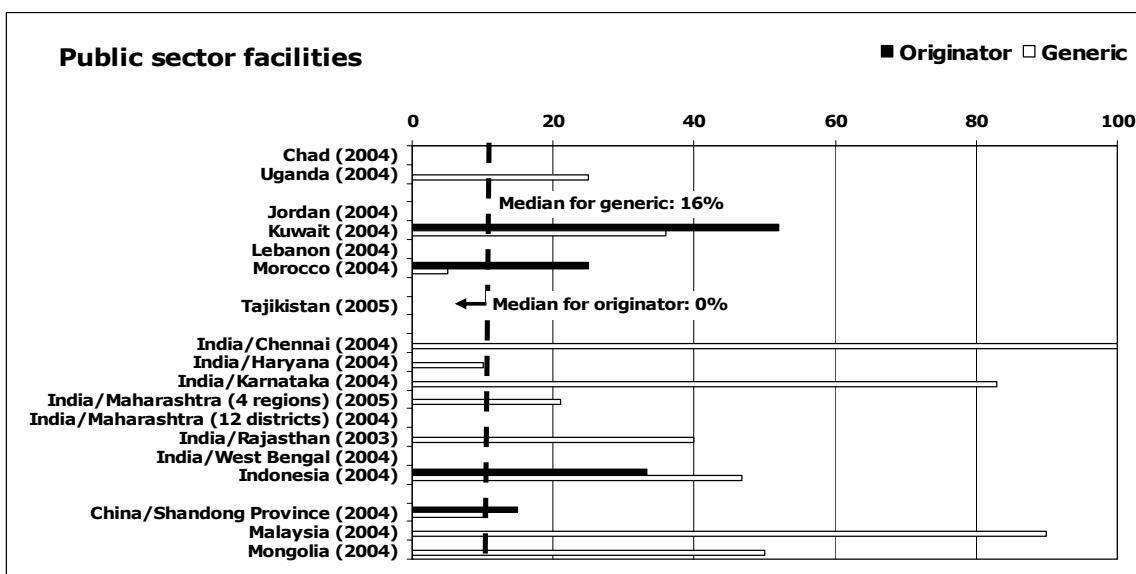
## Availability of metformin 500mg tab/cap

Countries by WHO Region	Availability (in %)*			
	Private		Public	
	Originator	Generic	Originator	Generic
Chad (2004)	36%	0%	0%	0%
Uganda (2004)	0%	85%	0%	25%
Jordan (2004)	90%	80%	0%	0%
Kuwait (2004)	72%	28%	52%	36%
Lebanon (2004)	0%	83%	0%	0%
Morocco (2004)	100%	45%	25%	5%
Kazakhstan (2004)	10%	15%		
Tajikistan (2005)	0%	5%	0%	0%
India/Chennai (2004)	0%	100%	0%	100%
India/Haryana (2004)	0%	63%	0%	10%
India/Karnataka (2004)	3%	90%	0%	83%
India/Maharashtra (4 regions) (2005)	2%	85%	0%	21%
India/Maharashtra (12 districts) (2004)	5%	88%	0%	0%
India/Rajasthan (2003)	0%	100%	0%	40%
India/West Bengal (2004)	11%	97%	0%	0%
Indonesia (2004)	71%	50%	33%	47%
China/Shandong Province (2004)	20%	0%	15%	10%
Fiji (2004)	75%	100%		
Malaysia (2004)	84%	88%	0%	90%
Mongolia (2004)	0%	20%	0%	50%

<b>Min</b>	<b>0%</b>	<b>0%</b>	<b>0%</b>	<b>0%</b>
<b>Max</b>	<b>100%</b>	<b>100%</b>	<b>52%</b>	<b>100%</b>
<b>Median</b>	<b>8%</b>	<b>82%</b>	<b>0%</b>	<b>16%</b>

\* In percentage of surveyed facilities with medicine available versus total number of facilities surveyed.  
 0% Indicates that the drug was not available at any survey points.  
*Italics* For MSGs (Most Sold Generics) if no LPG (Lowest Price Generic) available.

## Availability of metformin 500mg tab/cap



**Affordability of metformin**  
**30 days supply 500mg tab three times per day**

Countries by WHO Region	Affordability in days' wages*			
	Private		Public	
	Originator	Generic	Originator	Generic
Chad (2004)	4.1			
Uganda (2004)		3.6	#	#
Jordan (2004)	2.5	1.2		
Kuwait (2004)	1.8	1.6	#	#
Lebanon (2004)		2.9	#	#
Morocco (2004)	0.6	0.6	#	#
Kazakhstan (2004)				
Tajikistan (2005)				
India/Chennai (2004)		0.5	#	#
India/Haryana (2004)		0.5	#	#
India/Karnataka (2004)		0.6	#	#
India/Maharashtra (4 regions) (2005)		0.6	#	#
India/Maharashtra (12 districts) (2004)		0.5	#	#
India/Rajasthan (2003)		0.5	#	#
India/West Bengal (2004)	0.8	0.6	#	#
Indonesia (2004)	4.8	1.8	4.2	1.7
China/Shandong Province (2004)	10.8			
Fiji (2004)	0.9	0.1		
Malaysia (2004)	1.5	0.6	#	#
Mongolia (2004)		3.1		

<b>Min</b>	<b>0.6</b>	<b>0.1</b>		
<b>Max</b>	<b>10.8</b>	<b>3.6</b>		
<b>Median</b>	<b>1.8</b>	<b>0.6</b>		

\* In days' wages of lowest paid unskilled government worker to pay for one month's worth of medicine.  
# Medicines are provided free in public facilities.

Affordability of metformin  
30 days supply 500mg tab three times per day

