

Median price ratio of nifedipine retard, 20mg

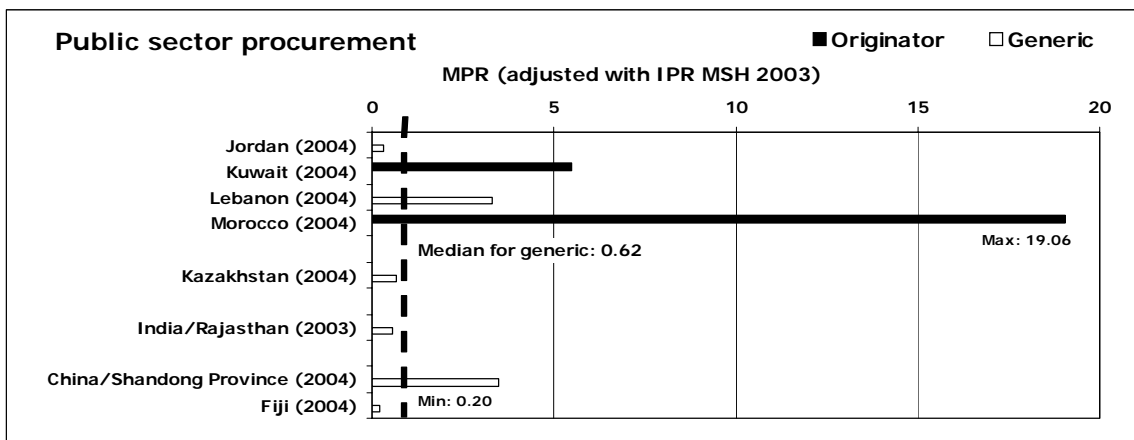
Countries by WHO Region	Median price ratio (MPR)*					
	Private		Public		Procurement	
	Originator	Generic	Originator	Generic	Originator	Generic
Mali (2004)	24.14	3.36				
Uganda (2004)		2.42	#	#		
Jordan (2004)		10.76		0.33		0.32
Kuwait (2004)	29.01		#	#	5.50	
Lebanon (2004)	21.85	8.90	#	#		3.32
Morocco (2004)	31.40	13.10	#	#	19.06	
Kazakhstan (2004)		3.75				0.67
India/Chennai (2004)		1.36	#	#		
India/Haryana (2004)		1.30	#	#		
India/Karnataka (2004)		1.40	#	#		
India/Maharashtra (4 regions) (2005)		1.47	#	#		
India/Maharashtra (12 districts) (2004)	1.84	1.30	#	#		
India/Rajasthan (2003)		1.21	#	#		0.56
India/West Bengal (2004)		1.32	#	#		
Indonesia (2004)	23.34					
China/Shandong Province (2004)		4.13		4.51		3.48
Fiji (2004)	18.75	2.99				0.20
Malaysia (2004)	31.23	6.75	#	#		

Min	1.84	1.21				0.20
Max	31.40	13.10				3.48
Median	23.74	2.71				0.62

* MPRs express the price of the product compared to the MSH Drug Price Indicator median values. MPR is adjusted with International Reference Price MSH 2003.

Medicines are provided free in public facilities.

Median price ratio of nifedipine retard, 20mg



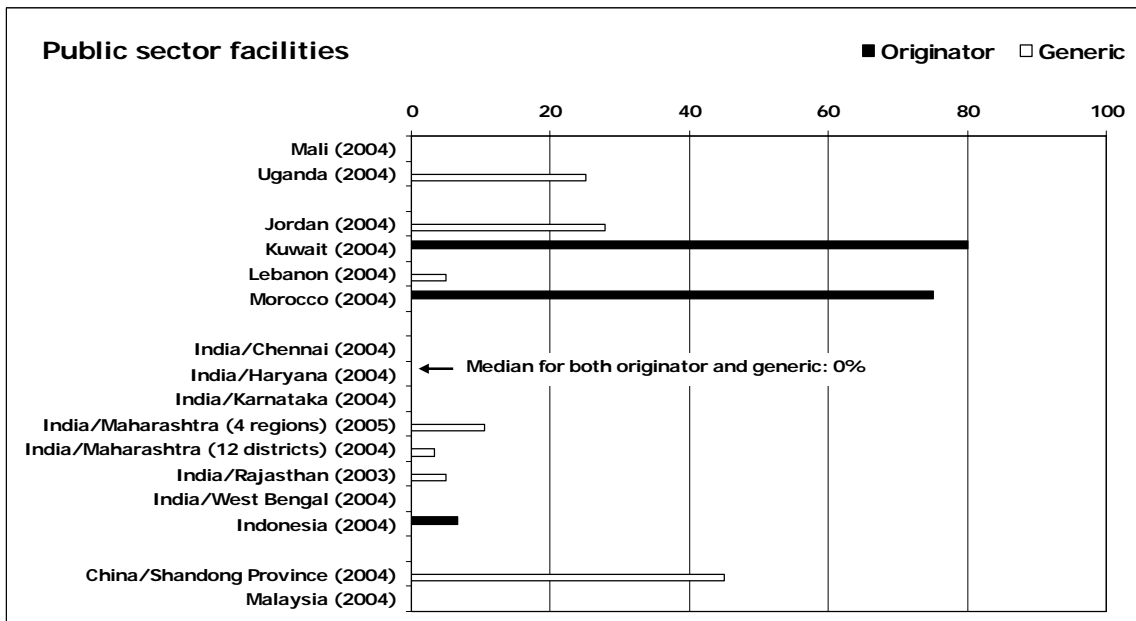
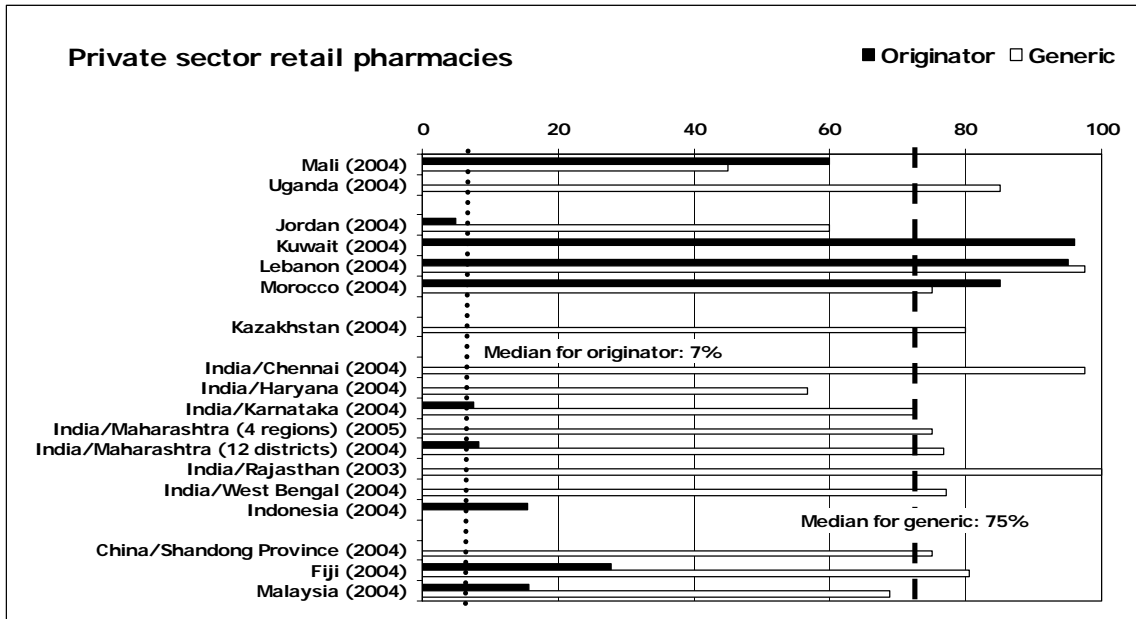
Availability of nifedipine retard, 20mg

Countries by WHO Region	Availability (in %)*			
	Private		Public	
	Originator	Generic	Originator	Generic
Mali (2004)	60%	45%	0%	0%
Uganda (2004)	0%	85%	0%	25%
Jordan (2004)	5%	60%	0%	28%
Kuwait (2004)	96%	0%	80%	0%
Lebanon (2004)	95%	98%	0%	5%
Morocco (2004)	85%	75%	75%	0%
Kazakhstan (2004)	0%	80%		
India/Chennai (2004)	0%	98%	0%	0%
India/Haryana (2004)	0%	57%	0%	0%
India/Karnataka (2004)	8%	73%	0%	0%
India/Maharashtra (4 regions) (2005)	0%	75%	0%	11%
India/Maharashtra (12 districts) (2004)	8%	77%	0%	3%
India/Rajasthan (2003)	0%	100%	0%	5%
India/West Bengal (2004)	0%	77%	0%	0%
Indonesia (2004)	16%	0%	7%	0%
China/Shandong Province (2004)	0%	75%	0%	45%
Fiji (2004)	28%	81%		
Malaysia (2004)	16%	69%	0%	0%

Min	0%	0%	0%	0%
Max	96%	100%	80%	45%
Median	7%	75%	0%	0%

* In percentage of surveyed facilities with medicine available versus total number of facilities surveyed.
0% Indicates that the drug was not available at any survey points.

Availability of nifedipine retard, 20mg



Affordability of nifedipine
30 days supply 20mg retard once per day

Countries by WHO Region	Affordability in days' wages*			
	Private		Public	
	Originator	Generic	Originator	Generic
Mali (2004)	9.8	1.4		
Uganda (2004)		1.2	#	#
Jordan (2004)		1.7		0.05
Kuwait (2004)	4.2		#	#
Lebanon (2004)	2.1	0.9	#	#
Morocco (2004)	2.9	1.2	#	#
Kazakhstan (2004)		1.1		
India/Chennai (2004)		0.3	#	#
India/Haryana (2004)		0.3	#	#
India/Karnataka (2004)		0.3	#	#
India/Maharashtra (4 regions) (2005)		0.4	#	#
India/Maharashtra (12 districts) (2004)	0.4	0.3	#	#
India/Rajasthan (2003)		0.3	#	#
India/West Bengal (2004)		0.3	#	#
Indonesia (2004)	6.5			
China/Shandong Province (2004)		1.7		1.8
Fiji (2004)	1	0.2		
Malaysia (2004)	4.8	1	#	#

Min	0.4	0.2		
Max	9.8	1.7		
Median	3.55	0.65		

* In days' wages of lowest paid unskilled government worker to pay for one month's worth of medicine.
Medicines are provided free in public facilities.

Affordability of nifedipine
30 days supply 20mg retard once per day

