

## Median price ratio of phenytoin 100mg tab/cap


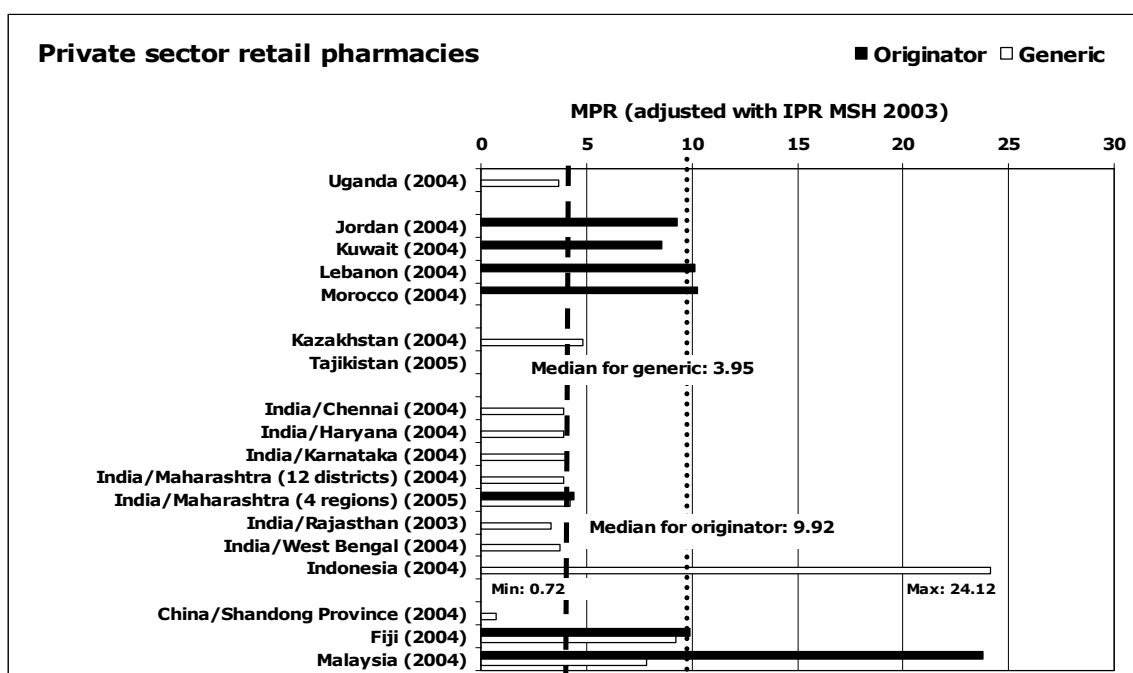
Countries by WHO Region	Median price ratio (MPR)*					
	Private		Public		Procurement	
	Originator	Generic	Originator	Generic	Originator	Generic
Uganda (2004)		3.69	#	#		0.69
Jordan (2004)	9.30		5.95		6.53	
Kuwait (2004)	8.60		#	#	5.25	
Lebanon (2004)	10.13		#	#	5.84	
Morocco (2004)	10.26		#	#		
Kazakhstan (2004)		4.84				
Tajikistan (2005)						
India/Chennai (2004)		3.95	#	#		0.31
India/Haryana (2004)		3.95	#	#		0.39
India/Karnataka (2004)		4.10	#	#		0.46
India/Maharashtra (12 districts) (2004)		3.95	#	#		0.33
India/Maharashtra (4 regions) (2005)	4.38	4.23	#	#		0.35
India/Rajasthan (2003)		3.30	#	#		3.05
India/West Bengal (2004)		3.73	#	#		
Indonesia (2004)		24.12		21.46		2.19
China/Shandong Province (2004)		0.72		0.69		0.28
Fiji (2004)	9.92	9.22				0.57
Malaysia (2004)	23.78	7.83	#	#	1.44	

<b>Min</b>	<b>4.38</b>	<b>0.72</b>			<b>1.44</b>	<b>0.28</b>
<b>Max</b>	<b>23.78</b>	<b>24.12</b>			<b>6.53</b>	<b>3.05</b>
<b>Median</b>	<b>9.92</b>	<b>3.95</b>			<b>5.55</b>	<b>0.43</b>

\* MPRs express the price of the product compared to the MSH Drug Price Indicator median values. MPR is adjusted with International Reference Price MSH 2003.

# Medicines are provided free in public facilities.

## Median price ratio of phenytoin 100mg tab/cap



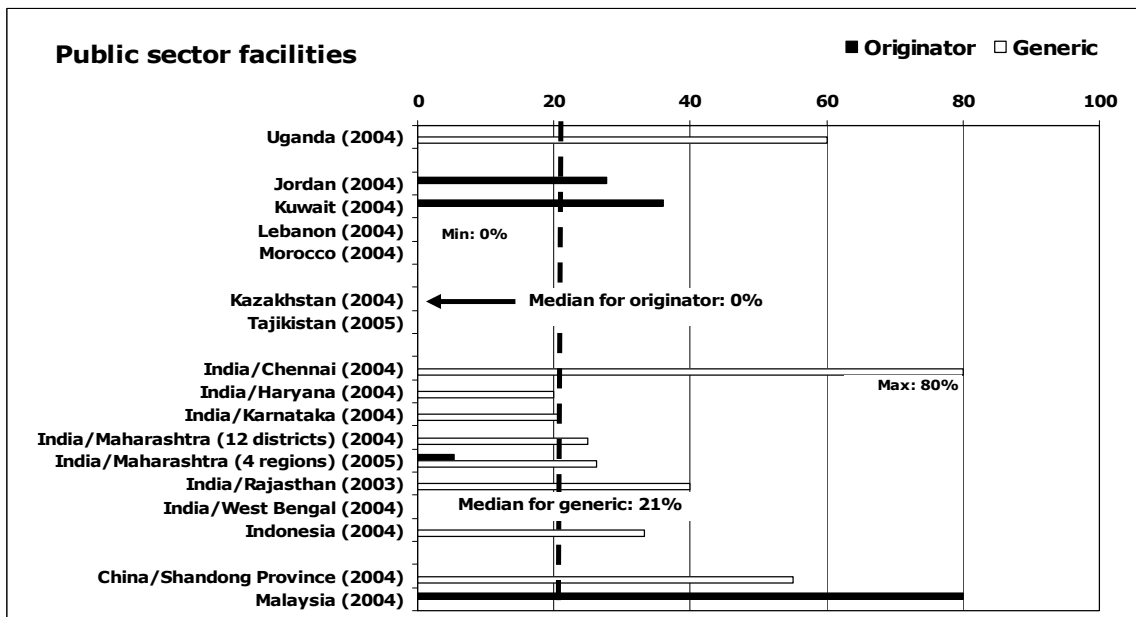
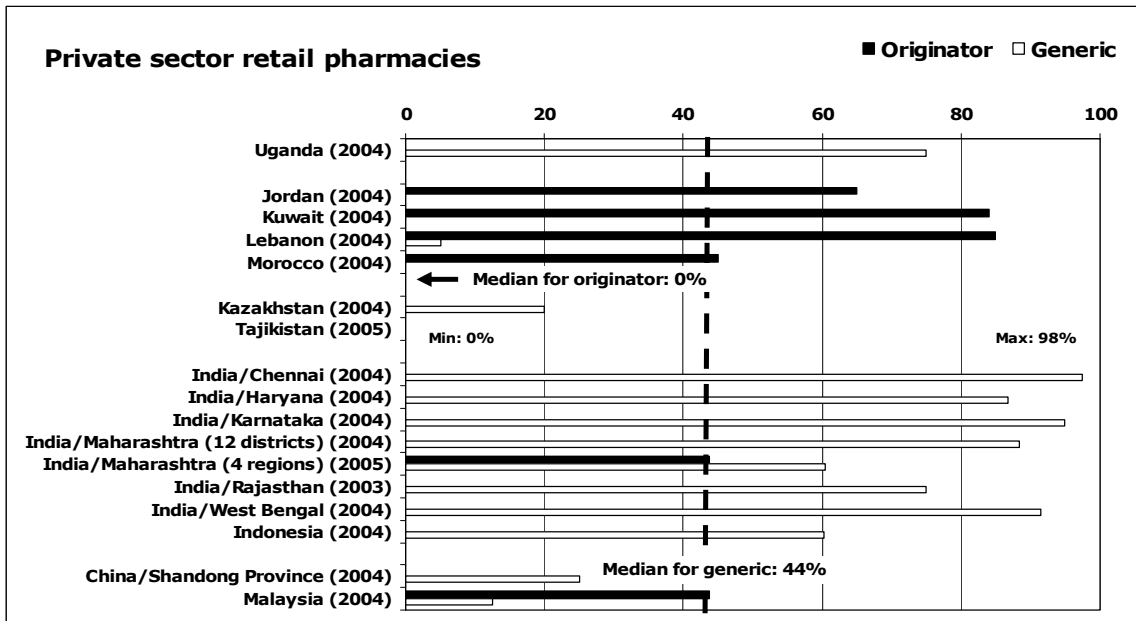
## Availability of phenytoin 100mg tab/cap

Countries by WHO Region	Availability (in %)*			
	Private		Public	
	Originator	Generic	Originator	Generic
Uganda (2004)	0%	75%	0%	60%
Jordan (2004)	65%	0%	28%	0%
Kuwait (2004)	84%	0%	36%	0%
Lebanon (2004)	85%	5%	0%	0%
Morocco (2004)	45%	0%	0%	0%
Kazakhstan (2004)	0%	20%		
Tajikistan (2004)	0%	0%	0%	0%
India/Chennai (2004)	0%	98%	0%	80%
India/Haryana (2004)	0%	87%	0%	20%
India/Karnataka (2004)	0%	95%	0%	21%
India/Maharashtra (12 districts) (2004)	0%	88%	0%	25%
India/Maharashtra (4 regions) (2005)	44%	60%	5%	26%
India/Rajasthan (2003)	0%	75%	0%	40%
India/West Bengal (2004)	0%	91%	0%	0%
Indonesia (2004)	0%	60%	0%	33%
China/Shandong Province (2004)	0%	25%	0%	55%
Fiji (2004)	64%	28%		
Malaysia (2004)	44%	13%	80%	0%

<b>Min</b>	<b>0%</b>	<b>0%</b>	<b>0%</b>	<b>0%</b>
<b>Max</b>	<b>85%</b>	<b>98%</b>	<b>80%</b>	<b>80%</b>
<b>Median</b>	<b>0%</b>	<b>44%</b>	<b>0%</b>	<b>21%</b>

\* In percentage of surveyed facilities with medicine available versus total number of facilities surveyed.  
0% Indicates that the drug was not available at any survey points.

## Availability of phenytoin 100mg tab/cap



**Affordability of phenytoin**  
**30 days supply, 100mg tab three times per day**

Countries by WHO Region	Affordability in days' wages*			
	Private		Public	
	Originator	Generic	Originator	Generic
Uganda (2004)		1.8	#	#
Jordan (2004)	1.4		0.9	
Kuwait (2004)	1.2		#	#
Lebanon (2004)	1.0		#	#
Morocco (2004)	0.9		#	#
Kazakhstan (2004)		1.4		
Tajikistan (2005)				
India/Chennai (2004)		0.8	#	#
India/Haryana (2004)		0.8	#	#
India/Karnataka (2004)		0.9	#	#
India/Maharashtra (12 districts) (2004)		0.8	#	#
India/Maharashtra (4 regions) (2005)	1.1	1.0	#	#
India/Rajasthan (2003)		0.8	#	#
India/West Bengal (2004)		0.8	#	#
Indonesia (2004)		6.6		5.9
China/Shandong Province (2004)		0.3		0.3
Fiji (2004)	0.5	0.5		
Malaysia (2004)	3.6	1.2	#	#

<b>Min</b>	<b>0.5</b>	<b>0.3</b>		
<b>Max</b>	<b>3.6</b>	<b>6.6</b>		
<b>Median</b>	<b>1.1</b>	<b>0.8</b>		

\* In days' wages of lowest paid unskilled government worker to pay for one month's worth of medicine.  
# Medicines are provided free in public facilities.

Affordability of phenytoin  
30 days supply, 100mg tab three times per day

