

**Median price ratio of salbutamol inhaler  
0.1mg/dose**

Countries by WHO Region	Median price ratio* (MPR)					
	Private		Public		Procurement	
	Originator	Generic	Originator	Generic	Originator	Generic
Cameroon (2002)						
Chad (2004)	3.32					0.92
Ghana (2002)	3.12	1.92	2.37			
Kenya (2001)	2.94	1.57			0.84	1.44
Mali (2004)	3.49	2.22				
S. Africa/KwaZulu-Natal (2001)	4.57	2.03				0.44
Uganda (2004)	3.78	1.35	#	#	0.98	
Brazil/Rio de Janeiro State (2001)	3.26					2.48
Peru (2002)	5.36	3.25		2.12		
Jordan (2004)	2.6	1.1				0.57
Kuwait (2004)	6.89		#	#	1.02	
Lebanon (2004)	3.02	2.32	#	#		1.06
Morocco (2004)	3.27	2.92	#	#	2.33	1.55
Armenia (2001)	1.38	0.94				
Kazakhstan (2004)	1.37	1.34			1.10	
Tajikistan (2005)		1.01		1.01		
India/Chennai (2004)	0.86	0.86	#	#		
India/Haryana (2004)	0.88	0.88	#	#		
India/Karnataka (2004)	0.96	0.96	#	#		
India/Maharashtra (12 districts) (2004)	0.87	0.88	#	#		
India/Maharashtra (4 regions) (2005)	0.94	0.93	#	#		
India/Rajasthan (2003)	1.12	0.82	#	#		0.56
India/West Bengal (2004)	0.93	0.89	#	#		
Indonesia (2004)	4.99					
Sri Lanka (2001)	1.77	1.01				
China/Shandong Province (2004)	2.35	0.30	2.29		1.85	
Fiji (2004)	2.42	1.21				0.87
Malaysia (2004)	2.70	1.48	#	#		0.77
Mongolia (2004)		1.20		1.13		1.08
Philippines (2002)	3.10	2.62	2.03			

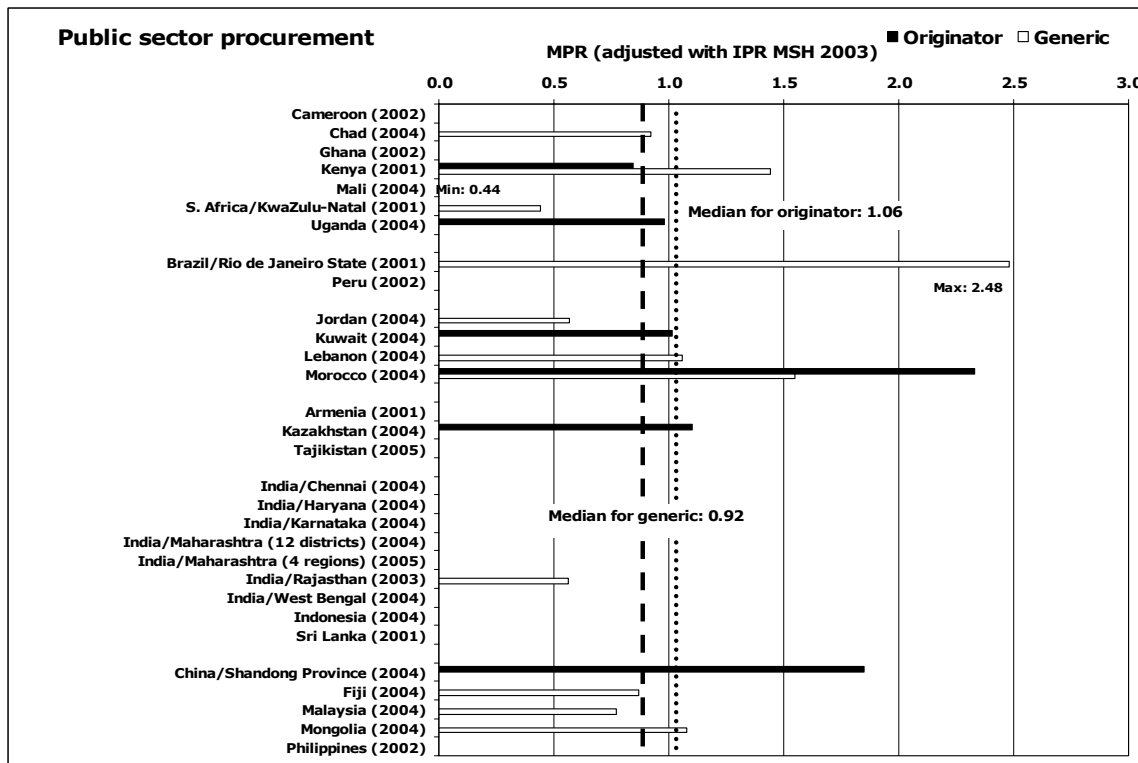
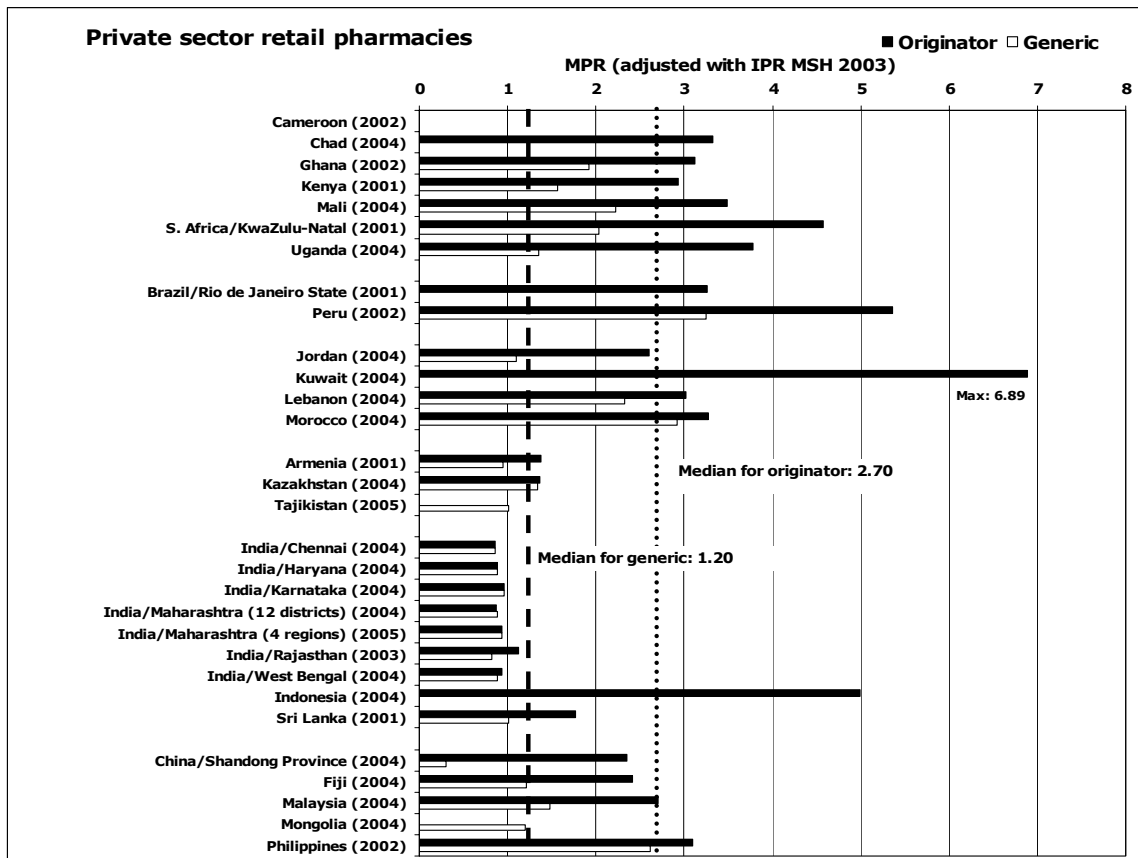
<b>Min</b>	<b>0.86</b>	<b>0.30</b>			<b>0.84</b>	<b>0.44</b>
<b>Max</b>	<b>6.89</b>	<b>3.25</b>			<b>2.33</b>	<b>2.48</b>
<b>Median</b>	<b>2.70</b>	<b>1.20</b>			<b>1.06</b>	<b>0.92</b>

\* MPRs express the price of the product compared to the MSH Drug Price Indicator median values. MPR is adjusted with International Reference Price MSH 2003.

*Italics* For MSGs (Most Sold Generics) if no LPG (Lowest Price Generic) available.

# Medicines are provided free in public facilities.

## Median price ratio of salbutamol inhaler 0.1mg/dose



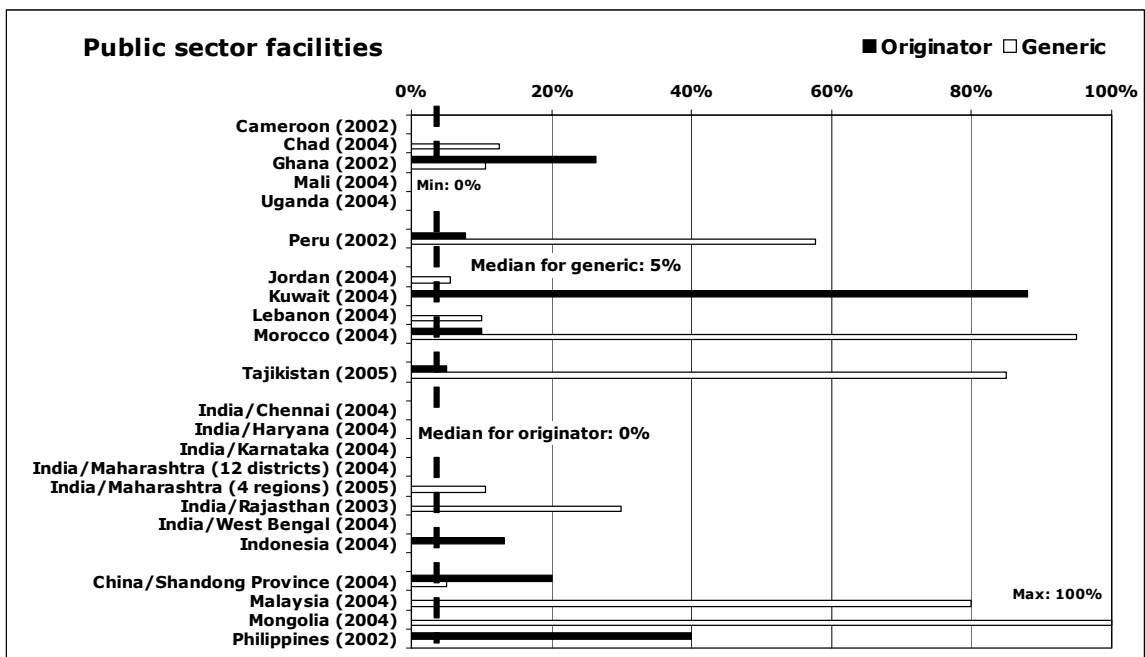
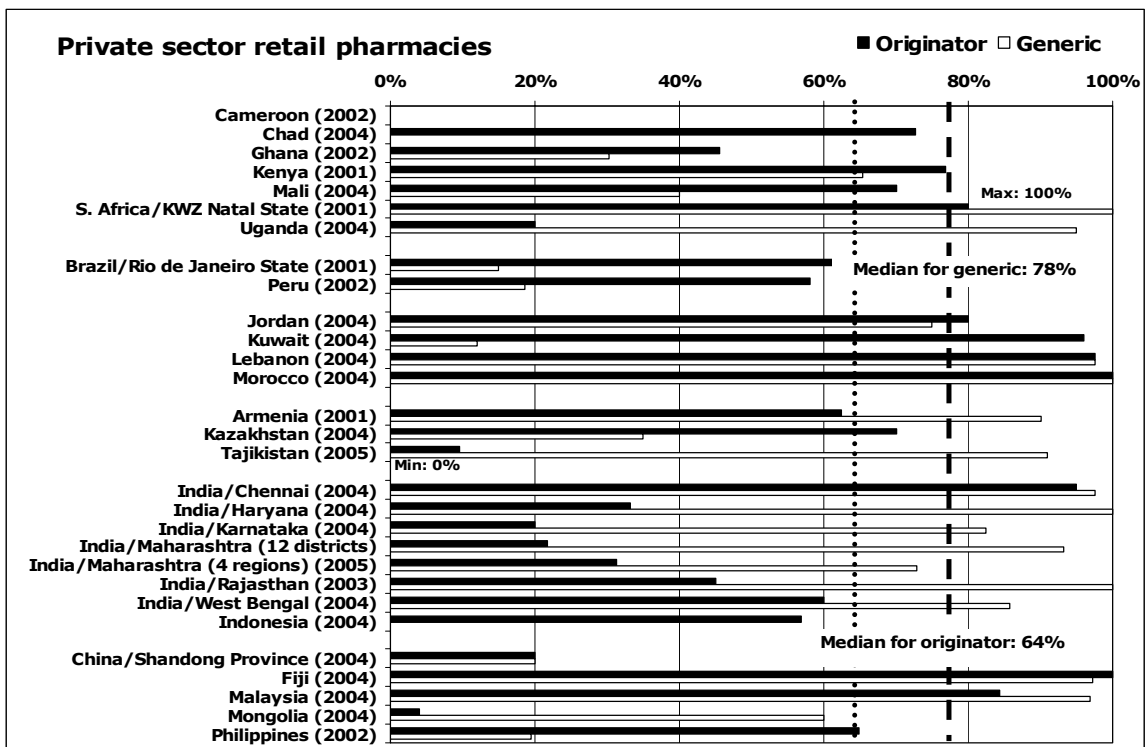
**Availability of salbutamol inhaler  
0.1mg/dose**

Countries by WHO Region	Availability (in %)*			
	Private		Public	
	Originator	Generic	Originator	Generic
Cameroon (2002)	0%	0%	0%	0%
Chad (2004)	73%	0%	0%	13%
Ghana (2002)	46%	30%	26%	11%
Kenya (2001)	77%	65%		
Mali (2004)	70%	40%	0%	0%
S. Africa/KwaZulu-Natal (2001)	80%	100%		
Uganda (2004)	20%	95%	0%	0%
Brazil/Rio de Janeiro State (2001)	95%	15%		
Peru (2002)	58%	19%	8%	58%
Jordan (2004)	80%	75%	0%	6%
Kuwait (2004)	96%	12%	88%	0%
Lebanon (2004)	98%	98%	0%	10%
Morocco (2004)	100%	100%	10%	95%
Armenia (2001)	63%	90%		
Kazakhstan (2004)	70%	35%		
Tajikistan (2005)	10%	91%	5%	85%
India/Chennai (2004)	95%	98%	0%	0%
India/Haryana (2004)	33%	100%	0%	0%
India/Karnataka (2004)	20%	83%	0%	0%
India/Maharashtra (12 districts) (2004)	22%	93%	0%	0%
India/Maharashtra (4 regions) (2005)	31%	73%	0%	11%
India/Rajasthan (2003)	45%	100%	0%	30%
India/West Bengal (2004)	60%	86%	0%	0%
Indonesia (2004)	57%	0%	13%	0%
Sri Lanka (2001)	86%	81%		
China/Shandong Province (2004)	20%	20%	20%	5%
Fiji (2004)	100%	97%		
Malaysia (2004)	84%	97%	0%	80%
Mongolia (2004)	4%	60%	0%	100%
Philippines (2002)	65%	20%	40%	0%

<b>Min</b>	<b>0%</b>	<b>0%</b>	<b>0%</b>	<b>0%</b>
<b>Max</b>	<b>100%</b>	<b>100%</b>	<b>88%</b>	<b>100%</b>
<b>Median</b>	<b>64%</b>	<b>78%</b>	<b>0%</b>	<b>5%</b>

\* In percentage of surveyed facilities with medicine available versus total number of facilities surveyed.  
*Italics* For MSGs (Most Sold Generics) if no LPG (Lowest Price Generic) available.  
 0% Indicates that the drug was not available at any survey points.

## Availability of salbutamol inhaler 0.1mg/dose



**Affordability of salbutamol inhaler  
0.1mg/dose**

Countries by WHO Region	Affordability in days' wages*			
	Private		Public	
	Originator	Generic	Originator	Generic
Cameroon (2002)				
Chad (2004)	4.1			
Ghana (2002)	5.8	3.5	4.4	
Kenya (2001)	4.1	2.2		
Mali (2004)	4.2	2.7		
S. Africa/KwaZulu-Natal (2001)	1.1	0.5		
Uganda (2004)	5.6	2.0	#	#
Brazil/Rio de Janeiro State (2001)	2.8			
Peru (2002)	2.6	1.6		1.0
Jordan (2004)	1.2	0.5		
Kuwait (2004)	3.0		#	#
Lebanon (2004)	0.9	0.7	#	#
Morocco (2004)	0.9	0.8	#	#
Armenia (2001)	2.6	1.8		
Kazakhstan (2004)	1.2	1.1		
Tajikistan (2005)		15.0		15.0
India/Chennai (2004)	0.6	0.6	#	#
India/Haryana (2004)	0.5	0.5	#	#
India/Karnataka (2004)	0.6	0.6	#	#
India/Maharashtra (12 districts) (2004)	0.6	0.6	#	#
India/Maharashtra (4 regions) (2005)	0.7	0.7	#	#
India/Rajasthan (2003)	0.8	0.6	#	#
India/West Bengal (2004)	0.6	0.6	#	#
Indonesia (2004)	4.1			
Sri Lanka (2001)	2.1	1.2		
China/Shandong Province (2004)	2.8	0.4	2.7	
Fiji (2004)	0.4	0.2		
Malaysia (2004)	1.2	0.7	#	#
Mongolia (2004)		1.2		1.2
Philippines (2002)	2.2	1.8	1.4	

<b>Min</b>	<b>0.4</b>	<b>0.2</b>		
<b>Max</b>	<b>5.8</b>	<b>15.0</b>		
<b>Median</b>	<b>1.2</b>	<b>0.7</b>		

\* In days' wages of lowest paid unskilled government worker to pay for one month's worth of medicine.  
*Italics* For MSGs (Most Sold Generics) if no LPG (Lowest Price Generic) available.  
 # Medicines are provided free in public facilities.

## Affordability of salbutamol inhaler 0.1mg/dose

